

(Final 2022 Enrolment-based NCEA and University Entrance National Attainment Statistics)

Date:	20 April 2023	NZQA Priority:	Medium,
Security Level:	(e.g in confidence)	Report No.	OC00199

Action Sought	Deadline
<p>Minister of Education</p> <p>note that final 2022 NCEA and University Entrance (UE) enrolment-based national attainment statistics are now available.</p> <p>note that 2022 NCEA and UE attainment is lower than 2021 attainment.</p> <p>note that final 2022 statistics are scheduled to be released on NZQA's website on 28 April 2023.</p> <p>note that communications for the release will be provided to your office.</p> <p>note that the Ministry of Education has been consulted on this briefing.</p> <p>agree that this report is not proactively released until after the Ministry of Education has released their 2022 School Leavers data.</p>	27 April 2022

Enclosure/Appendix: No

Round Robin Yes/No

Contact for Telephone Discussion (if required)

Name	Position	Telephone	Cellphone	1 st Contact
Jann Marshall	Deputy Chief Executive – Assessment Division	04 463 3389	██████████	√
Grant Klinkum	Chief Executive	04 463 4365	██████████	

The following departments/agencies have seen this report:

- Ministry of Education (specify)
 Tertiary Education Commission
 Other

Minister's Office to Complete:

Noted
 Seen
 Approved

Needs change

Withdrawn

Overtaken by Events

See Minister's comments

Declined

Referred to:

Comments:

Final 2022 Enrolment-based NCEA and University Entrance National Attainment Statistics

Executive Summary

The final 2022 NCEA and University Entrance (UE) attainment statistics are now available. This report provides an overview of these statistics, broken down by ethnicity, gender and decile.

Overall, final 2022 national attainment of NCEA (with the addition of Learning Recognition Credits) is lower than final attainment in 2021. 2019 was the last year students were unaffected by COVID-19.

Compared to 2019:

- final NCEA Level 1 attainment is 5.7 percentage points (pp) lower (attainment of NCEA Level 1 by Year 11 students has been trending downwards for several years, as an increasing number of schools are not offering a full Level 1 assessment programme);
- final attainment of NCEA Level 2 for Year 12s is 2.6 pp lower;
- attainment of NCEA Level 3 for Year 13s is 0.9 pp higher; and
- attainment of University Entrance for Year 13s is 1.0 pp higher.

NZQA proposes to publish the final 2022 statistics on our website on 28 April 2022.

In July, the Ministry of Education will provide you with a separate briefing on 2022 School Leavers' statistics. The briefing will highlight lower retention rates in 2022 and their impact school on attainment.

Recommended Action

It is recommended you:

- note** that final 2022 NCEA and University Entrance (UE) enrolment-based national attainment statistics are now available.
- note** that 2022 NCEA and UE attainment is lower than 2021 attainment.
- note** that final 2022 statistics are scheduled to be released on NZQA's website on 28 April 2023.
- note** that communications for the release will be provided to your office.
- note** that the Ministry of Education has been consulted on this briefing.


Proactive Release Recommendation

NZQA recommends you.

- agree** that this report is not proactively released until after the school leaver data is released in July 2023.

Agree disagree


Dr Grant Klinkum
Chief Executive
20 April 2023


Hon Jan Tinetti
Minister of Education
..22./..04../..2023

Final 2022 Enrolment-based NCEA and University Entrance National Attainment Statistics

Purpose of Report

1. The final 2022 NCEA and University Entrance (UE) attainment statistics are now available. This report provides an overview of these statistics, broken down by ethnicity, gender, decile and region. Next steps for public release of the statistics are also discussed.
2. The Ministry of Education (the Ministry) has been consulted on this briefing. The Ministry will provide you with a separate briefing with information about 2022 School Leavers' data in July 2023.

Background

3. The enrolment-based NCEA and UE statistics NZQA publishes use year level to report on how many students are attaining the typical year level NCEA qualifications and UE Award among students who are still in school.
4. A briefing on the provisional 2022 enrolment-based NCEA and UE attainment statistics was provided to you on 13 January 2023 [OC00061¹ refers]. That briefing included some early analysis on the effect on attainment of the COVID-19 related modifications to NCEA and UE.
5. 2022 was the third year there have been COVID-19 related modifications made to NCEA and UE. NZQA and the Ministry advised schools on 13 March this year that all COVID-19 related qualification modifications would be discontinued for 2023 and onwards.
6. The Ministry has provided provisional 2022 school leaver results for inclusion in this briefing which give further insight into attainment trends (paragraphs 19-21 below).

Overall attainment

7. NCEA and UE attainment data is not finalised until April each year. This is because we allow for summer school results to be reported and schools can submit late results until the end of February. Students also have an opportunity to apply for reviews and reconsiderations of their externally assessed results.
8. Attainment rates usually increase by one to two percentage points (pp) between January provisional numbers and April final reported numbers, particularly for Year 13 NCEA Level 3 and UE attainment.

¹ The 2013-2021 final attainment statistics in OC00061 are 0.1-0.2 pp out from published 2013-2021 statistics. In the generation of the data for the January briefing, the historical data was rerun, and some schools were omitted in error. The data has been corrected for this briefing. The differences are not material, nor do they affect overall trends.

NCEA and University Entrance

9. The 2022 final enrolment-based statistics show that overall national attainment of NCEA (with the addition of LRCs) is lower than final 2021 attainment. The tables below provide attainment data for the last four years:

Year 11 NCEA Level 1

Year	Achieved (n)	Achieved (%)	Total Students	Difference from previous year
2019	43,065	70.6%	60,982	
2020	43,835	71.8%	61,046	1.2 pp
2021	43,071	69.2%	62,261	-2.6 pp
2022	42,337	64.9%	65,219	-4.3 pp

Year 12 NCEA Level 2

Year	Achieved (n)	Achieved (%)	Total Students	Difference from previous year
2019	42,677	77.5%	55,101	
2020	45,100	80.1%	56,292	2.6 pp
2021	44,386	77.9%	56,986	-2.2 pp
2022	43,053	74.9%	57,471	-3.0 pp

Year 13 NCEA Level 3

Year	Achieved (n)	Achieved (%)	Total Students	Difference from previous year
2019	31,165	67.3%	46,304	
2020	33,597	72.1%	46,598	4.8 pp
2021	33,961	70.5%	48,158	-1.6 pp
2022	31,910	68.2%	46,803	-2.3 pp

Year 13 UE

Year	Achieved (n)	Achieved (%)	Total Students	Difference from previous year
2019	22,832	49.3%	46,304	
2020	24,901	53.4%	46,598	4.1 pp
2021	24,982	51.9%	48,158	-1.5 pp
2022	23,554	50.3%	46,803	-1.6 pp

10. Figure 1 below gives a ten-year view of NCEA and UE attainment.

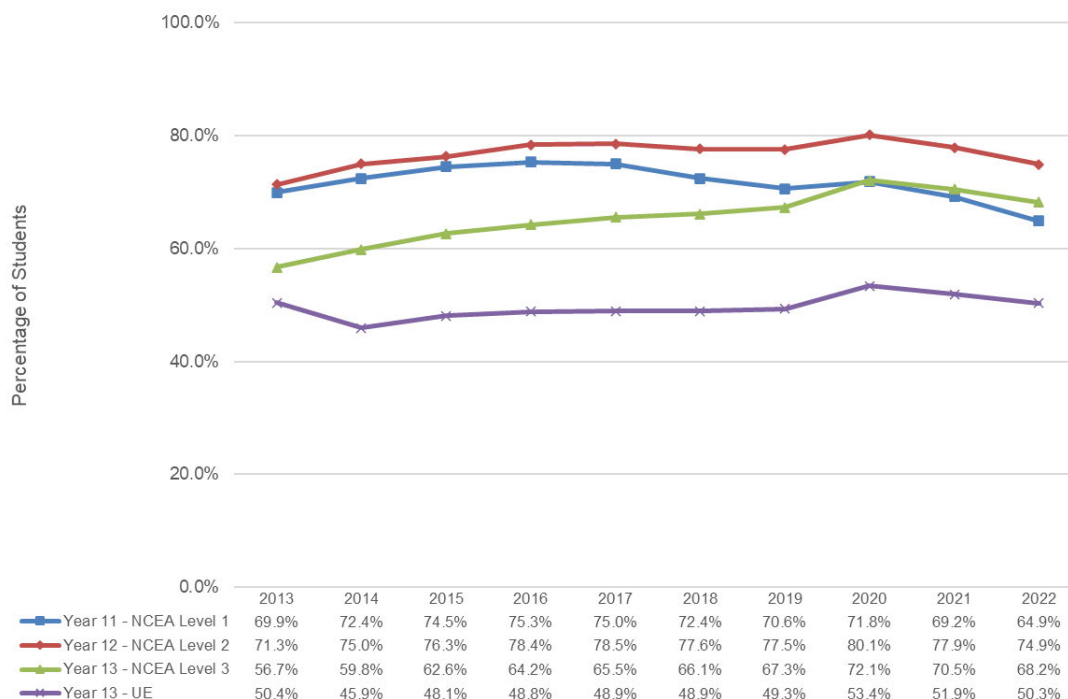


Figure 1: Enrolment-based NCEA and University Entrance attainment 2013 – 2022

11. Overall, final 2022 national attainment of NCEA (with the addition of Learning Recognition Credits) is lower than final attainment in 2021. Compared to 2019 (the last year unaffected by COVID-19), final attainment of NCEA Level 2 for Year 12s is lower, while attainment of NCEA Level 3 and University Entrance for Year 13s is slightly higher. Final NCEA Level 1 attainment is lower than in 2019. Attainment of NCEA Level 1 by Year 11 students has been trending downwards for several years, as an increasing number of schools are not offering a full Level 1 assessment programme.

National attainment by ethnicity, gender and decile band

12. Appendix 1 figures 1 to 12 provide a more detailed breakdown of attainment for 2013 to 2022, including by decile band, ethnicity, and gender.

13. For all breakdowns, final 2022 attainment is lower than 2021. Paragraphs 14-16 below summarise attainment trends comparing 2022 attainment to 2019 attainment, the last year unaffected by COVID-19.

14. Final 2022 attainment for decile 1-3 schools is lower than 2019 for NCEA Levels 1, 2, 3 and UE. Final 2022 attainment for decile 4-7 and 8-10 schools is lower for NCEA Levels 1 and 2, but higher for NCEA Level 3 and UE. The greatest drop in attainment for NCEA Level 1 between 2019 and 2022 is for decile 8-10 schools (8.8 percentage points). This is an indication that there are numbers of Year 11 students who are in decile 8-10 schools that are no longer offering a full Level 1 assessment programme.

15. Final 2022 attainment for Māori students is lower than 2019 for NCEA Levels 1 and 2, and higher for NCEA Level 3 and UE. Final 2022 attainment for Pacific students is lower than 2019 for NCEA Levels 1, 2 and 3, and UE. The most evident ethnicity attainment gap at all levels is between Māori and Pacific students, and Asian and European students. These gaps have not narrowed in 2022.

16. Final 2022 attainment for female students is lower than 2019 for NCEA Levels 1, 2, 3 and UE. Final 2022 attainment for male students is lower than 2019 for NCEA Levels 1 and 2, but higher for NCEA Level 3 and UE. There is a gender attainment gap between male and female students at all NCEA Levels and for UE (with females achieving at higher rates). The gap is greatest for University Entrance.

NCEA Certificate Endorsements

17. In 2022, the thresholds for obtaining a merit or excellence certificate endorsement were lowered from 50 credits to 46. In 2020 and 2021, the thresholds for obtaining a merit or excellence certificate endorsement were also modified. National 2022 NCEA certificate endorsement rates are mostly slightly lower than final 2020 and 2021 rates, and similar to final 2019 rates. See tables below.

Year 11 NCEA Level 1 Certificate Endorsements

Type	2019	2020	2021	2022
Excellence	19.9%	20.7%	21.1%	19.4%
Merit	33.9%	32.3%	31.9%	31.4%

Year 12 NCEA Level 2 Certificate Endorsements

Type	2019	2020	2021	2022
Excellence	16.7%	17.9%	17.9%	16.5%
Merit	25.1%	24.9%	23.8%	24.0%

Year 13 NCEA Level 3 Certificate Endorsements

Type	2019	2020	2021	2022
Excellence	14.8%	17.5%	17.9%	15.3%
Merit	26.2%	26.3%	25.3%	25.5%

Early insights from 2022 School Leaver Provisional Results

18. [Redacted]

[Redacted]

[Redacted]

[Redacted]



Next steps

- 22. The 2022 enrolment-based statistics are scheduled to be released on NZQA’s website on 28 April 2022. Communications for the release will be provided to your office.

- 23. NZQA will publish an Annual Report on NCEA, University Entrance and New Zealand Scholarship Data and Statistics in June 2023. You will be provided with a briefing note and a draft copy of the report in late May 2023.

- 24. The Ministry will provide you with a separate briefing with information about 2022 School Leavers’ data in July 2023.

Enrolment-based national NCEA and UE attainment by decile band 2013 – 2022

Figure 1: Year 11 NCEA Level 1

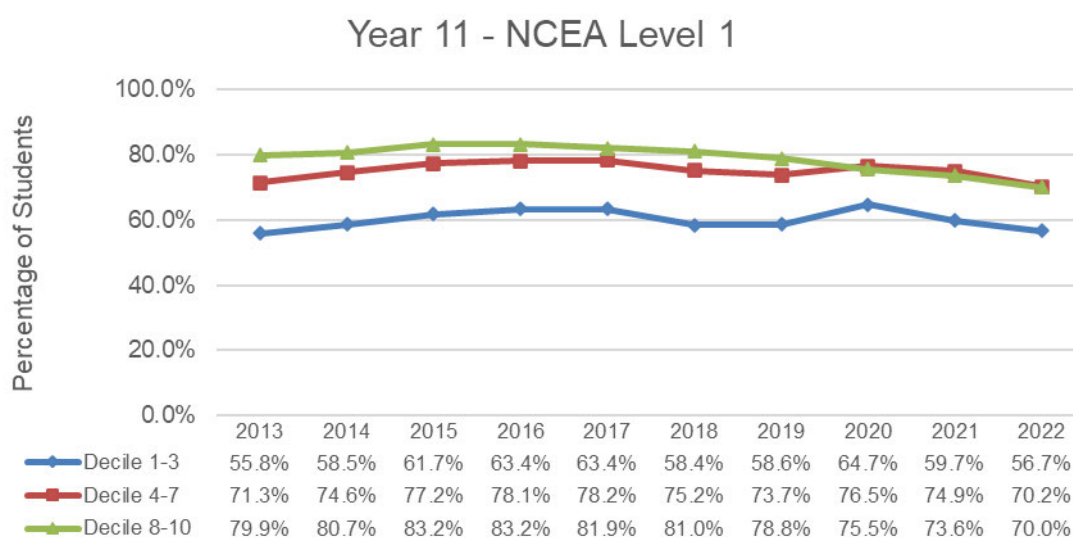


Figure 2: Year 12 NCEA Level 2

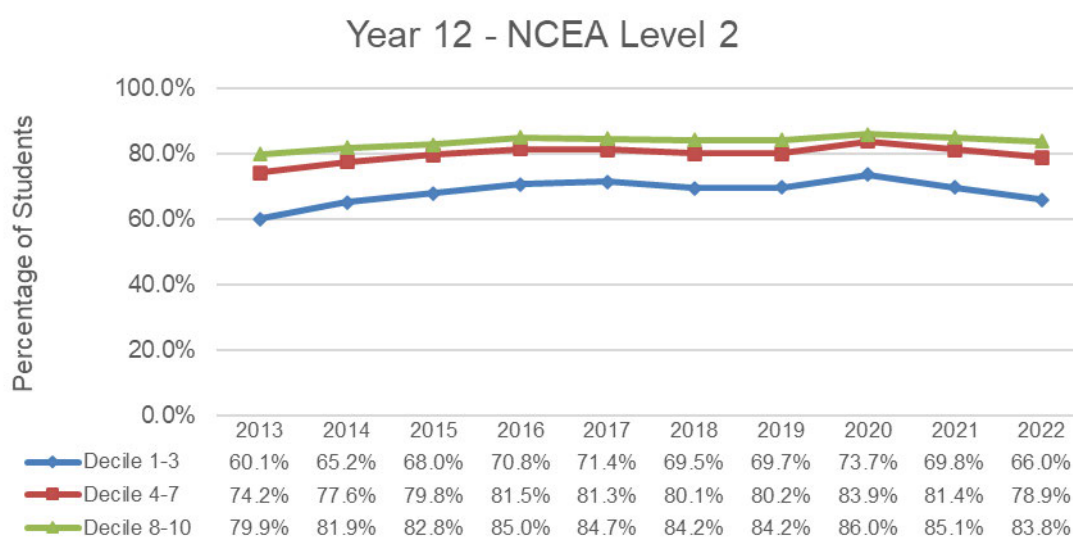


Figure 3: Year 13 NCEA Level 3

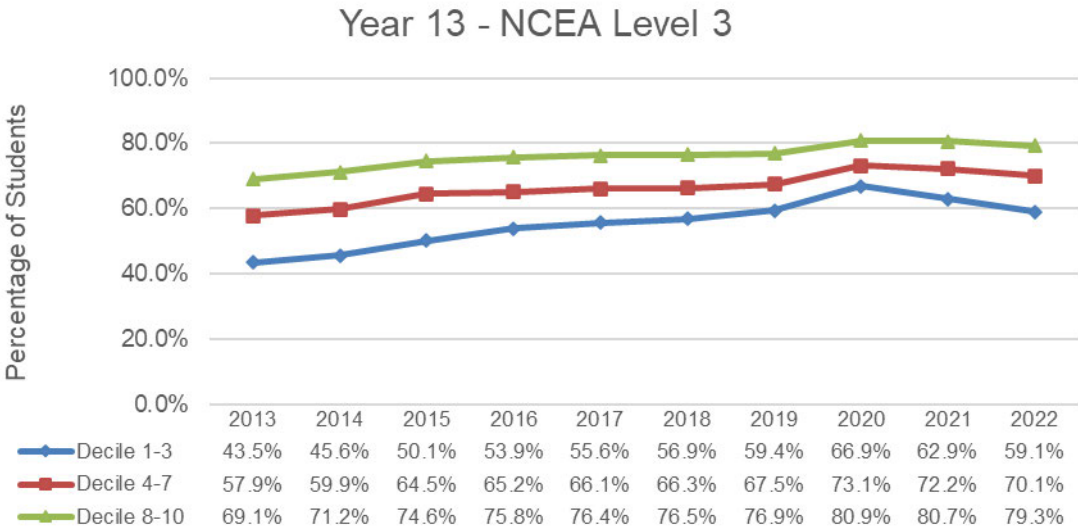
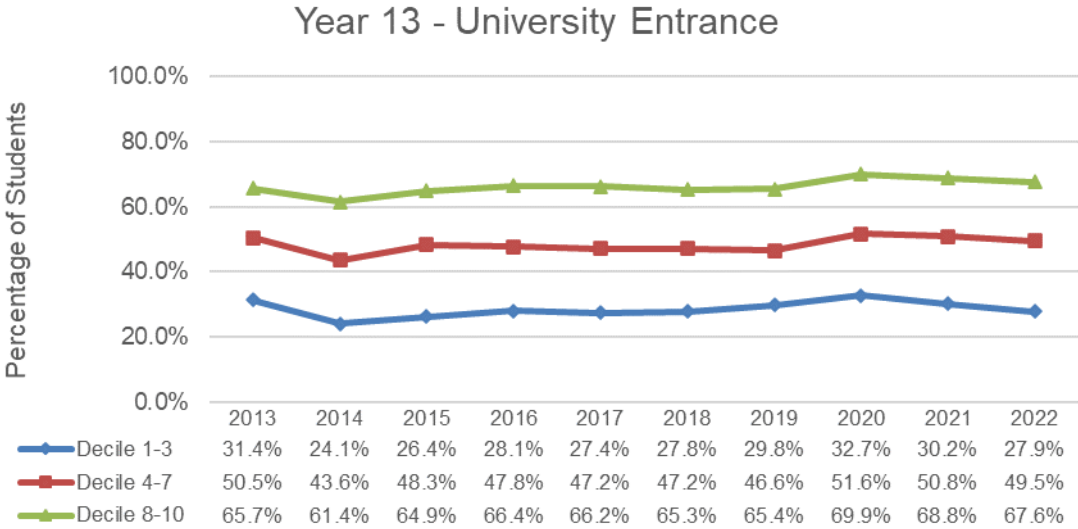


Figure 4: Year 13 University Entrance



Enrolment-based national NCEA and UE attainment by ethnicity 2013 – 2022

Figure 5: Year 11 NCEA Level 1

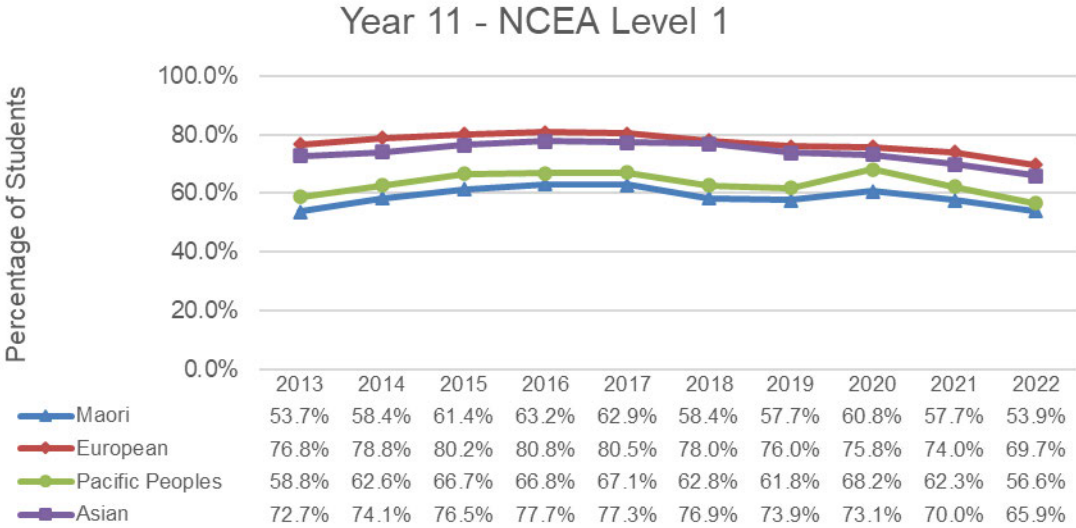


Figure 6: Year 12 NCEA Level 2

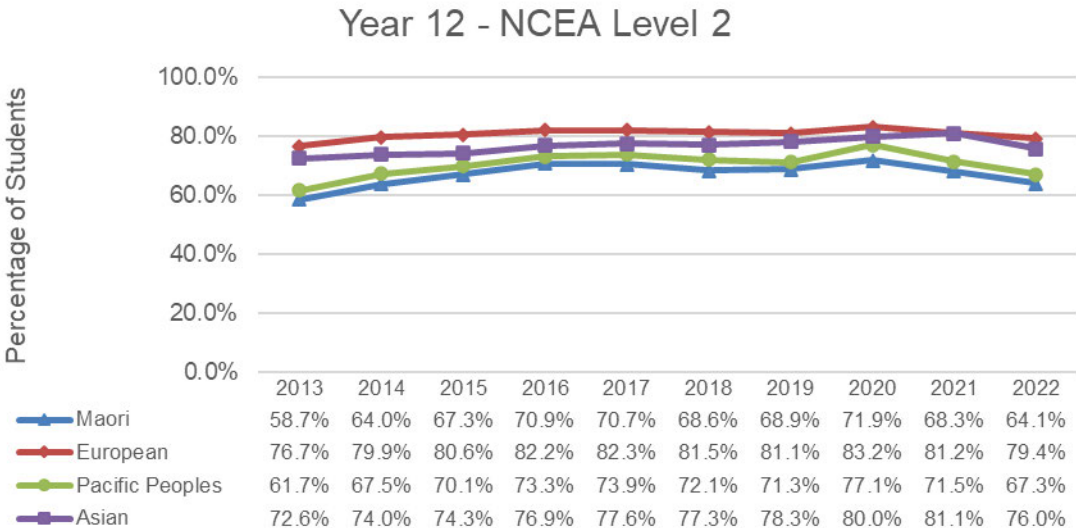


Figure 7: Year 13 NCEA Level 3

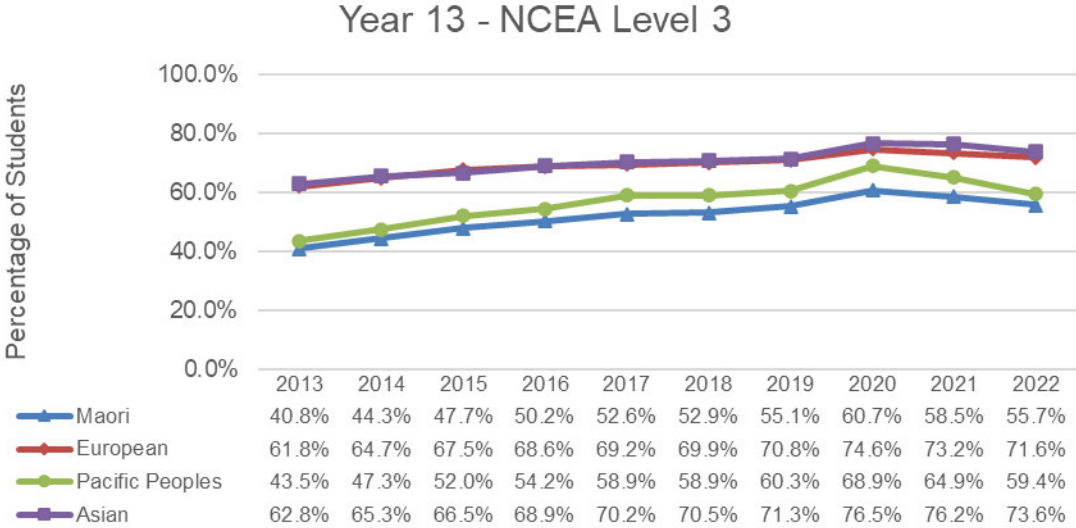
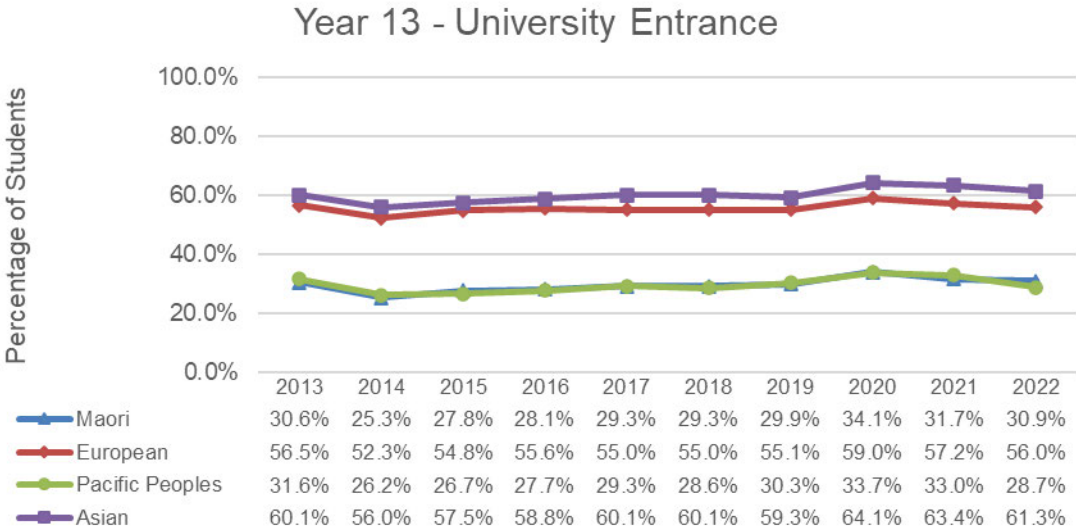


Figure 8: Year 13 University Entrance



Enrolment-based national NCEA and UE attainment by gender 2013 – 2022

Figure 9: Year 11 NCEA Level 1

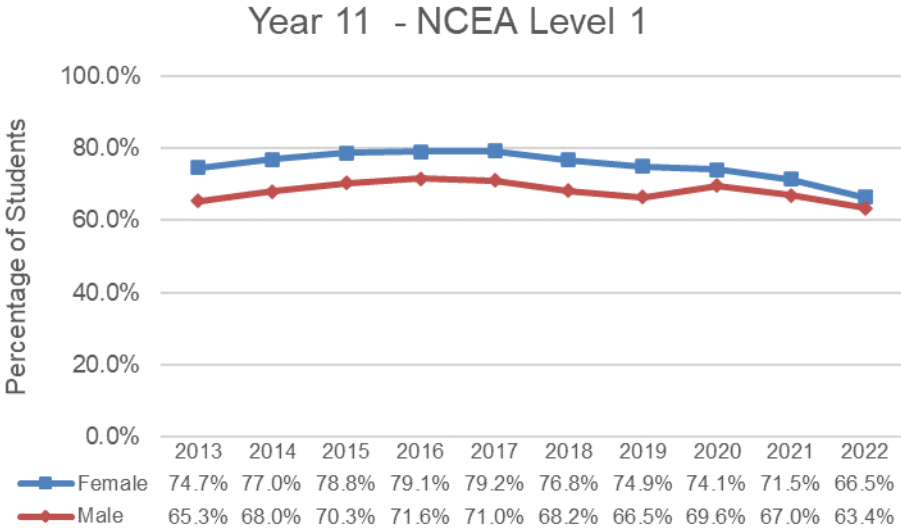


Figure 10: Year 12 NCEA Level 2

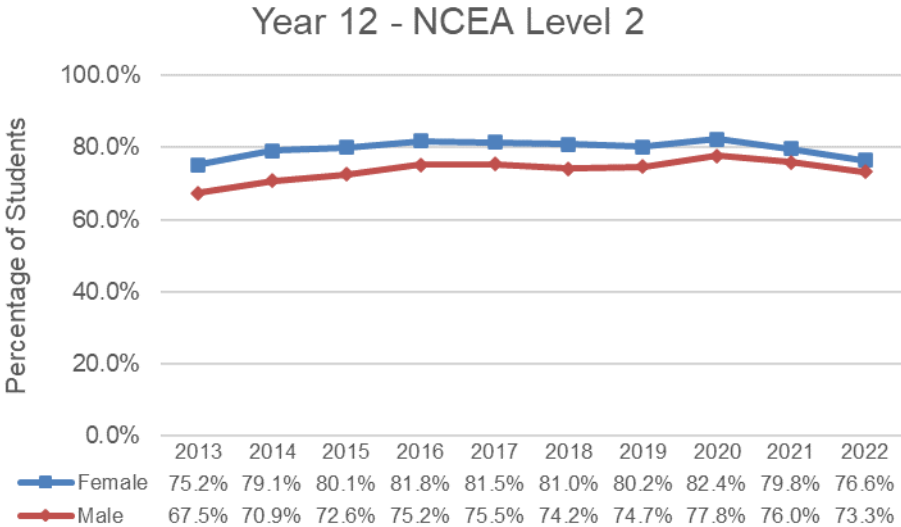


Figure 11: Year 13 NCEA Level 3

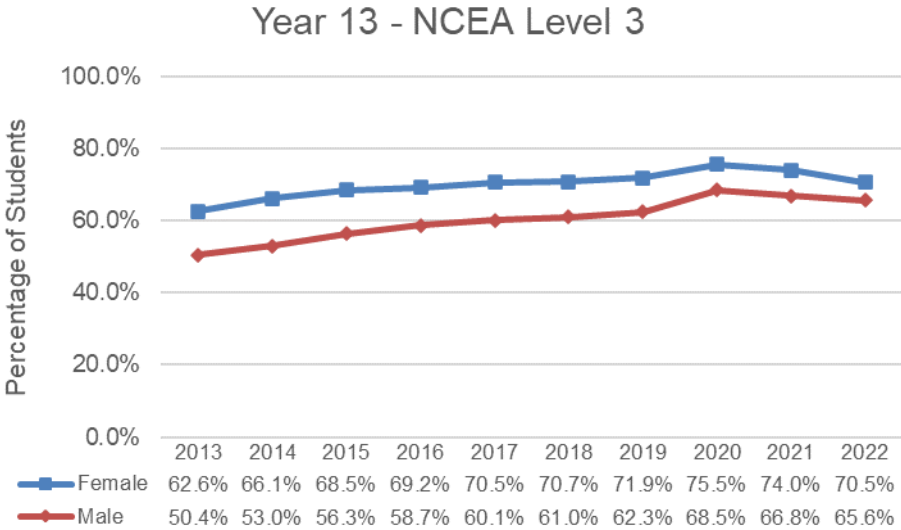


Figure 12: Year 13 University Entrance

