



Mana Tohu Mātauranga o Aotearoa  
New Zealand Qualifications Authority

## Provisional 2022 Enrolment-based NCEA and University Entrance National Attainment Statistics

Date:	13 January 2023	NZQA Priority:	Medium
Security Level:	In confidence	Report No.	OC 00061

Action Sought	Deadline
Acting Minister of Education	16 January 2023

Enclosure/Appendix: No

Round Robin Yes/No

### Contact for Telephone Discussion (if required)

Name	Position	Telephone	Cellphone	1 <sup>st</sup> Contact
Jann Marshall	Deputy Chief Executive – Assessment Division			√

Grant Klinkum	Chief Executive	04 463 4365	██████████	
---------------	-----------------	-------------	------------	--

**The following departments/agencies have seen this report:**

- Ministry of Education       Tertiary Education Commission       Other (specify)

**Minister's Office to Complete:**

- Noted                               Seen                               Approved
- Needs change                       Withdrawn                       Overtaken by Events
- See Minister's comments       Declined

Referred to:

**Comments:**

## Provisional 2022 Enrolment-based NCEA and University Entrance National Attainment Statistics

### Executive Summary

---

Students will be able to access their 2022 NCEA and University Entrance results on 17 January 2023. Schools will also be able to access all their students' results on 17 January 2023.

In advance of this, we are providing you with the provisional 2022 NCEA and University Entrance (UE) attainment statistics<sup>1</sup>. This report provides an overview of these statistics, broken down by ethnicity, gender and decile. It includes some early analysis on the effect on attainment of the COVID-19 related modifications to NCEA and UE - Learning Recognition credits (LRCs) and modified requirements for certificate endorsements and UE.

The 2022 provisional enrolment-based statistics show that overall provisional national attainment of NCEA (with the addition of LRCs) is lower than final attainment in 2021. Final attainment data for 2022 will not be available until April. Compared to 2019 (the last year unaffected by COVID-19), NZQA expects that final attainment for NCEA Level 2 will be slightly lower than in 2019, while NCEA Level 3 is expected to be slightly higher than in 2019 and University Entrance similar to 2019. Final NCEA Level 1 attainment is also expected to be lower than in 2019. Attainment of NCEA Level 1 by Year 11 students has been trending downwards for several years, as increasing numbers of schools are not offering a full Level 1 assessment programme.

The provisional attainment statistics indicate that the COVID-19 related modifications to NCEA and UE were successful in supporting students to achieve in 2022. However, there were also significant disruptions to teaching and learning, which impacted on students' ability to engage, and which the qualification adjustments were not intended to specifically address.

The 2022 provisional results for Māori and Pacific also show lower attainment than 2021 and that once finalised Māori and Pacific attainment will be similar or slightly below 2019 levels. In particular, it is expected that the Year 12 NCEA Level 2 and Year 13 UE attainment for Pacific students will be lower than 2019.

An early analysis of the impact on attainment prior to the application of the 2022 COVID-19 related mitigations shows they were necessary. Without them, attainment would have been much lower than in 2019, the last year with no COVID-19 modifications applied.

### Recommended Action

---

It is recommended you:

- a. **note** that students will be able to access their 2022 NCEA and University Entrance results on 17 January 2023.
- b. **note** that schools will also have access to all their students' results on 17 January 2023.
- c. **note** that provisional 2022 NCEA and University Entrance enrolment-based national attainment statistics have been produced.

---

<sup>1</sup> At this stage, student attainment data is still provisional, as summer school results have not all been reported, schools can submit late results until the end of February, and students have an opportunity to apply for reviews and reconsiderations. Attainment rates usually increase by one to two percentage points between January provisional numbers and April final reported numbers.

- d. **note** that schools will be provided with access to their own provisional attainment statistics and the national provisional statistics on 20 January 2023.
- e. **note** that 2022 NCEA and University Entrance attainment is lower than 2021.
- f. **note** that final 2022 statistics will be made available in April 2023.
- g. **note** NZQA's expectation that final attainment for NCEA Level 2 will be slightly lower than in 2019, while NCEA Level 3 is expected to be slightly higher than in 2019 and University Entrance similar to 2019, which was the last year unaffected by COVID-19.
- h. **note** that final NCEA Level 1 attainment is also expected to be lower than in 2019, however attainment of NCEA Level 1 by Year 11 students has been trending downwards for several years, as increasing numbers of schools are not offering a full Level 1 assessment programme.
- i. **note** that the 2022 provisional results for Māori and Pacific also show lower attainment than 2021 and that once finalised Māori and Pacific attainment will be similar or slightly below 2019 levels.
- j. **note** that these statistics indicate that the COVID-19 related modifications to NCEA and UE were successful in supporting students to achieve in 2022.

#### Proactive Release Recommendation

NZQA recommends that you:

- k. **agree** that this report is not proactively released until after the final NCEA and University Entrance statistics are published in April 2023.

✓ **Agree/Not agreed**



**Dr Grant Klinkum**  
Chief Executive  
13 January 2023



**Hon Jan Tinetti**  
Acting Minister of Education  
..26./01../2023

# Provisional 2022 Enrolment-based NCEA and University Entrance National Attainment Statistics

## Purpose of Report

---

1. The provisional 2022 NCEA and University Entrance (UE) attainment statistics are now available. This report provides an overview of these statistics, broken down by ethnicity, gender, decile and region. It includes some early analysis on the effect on attainment of the COVID-19 related modifications to NCEA and UE.
2. The 2022 NCEA and UE results will be made available to students on Tuesday 17 January 2023 and schools will also be able to access their students' results. NZQA will make available to school principals and administrators their school's provisional enrolment-based attainment statistics, and the corresponding national and decile comparators on Friday 20 January. These will be in the 'Principal's Report' and other statistics reports accessible online via their school's secure login.
3. The Ministry of Education (the Ministry) has been consulted on this briefing and is also providing you with a separate briefing with additional information, key messages and Q and As (METIS 1302863).

## Background

---

### COVID-19 related modifications to NCEA and UE

4. Changes were made to the qualification and award rules for the 2022 year so that students had a fair and equitable opportunity to achieve their NCEA qualifications and awards despite COVID-19 related disruptions. These changes were developed by the Ministry of Education and NZQA, in consultation with your NCEA Professional Advisory Group (PAG), and with the University Vice-Chancellors for UE.
5. These changes were designed to support students to engage and progress with their learning whilst maintaining the integrity and credibility of the qualification. This is the third year there have been COVID-19 related modifications made to NCEA and UE. In 2022 all regions were deemed to be similarly affected and therefore the same modifications were applied nationally. These are summarised below:
  - a. Students were entitled to 1 Learning Recognition Credit (LRC) for every 5 credits earned through assessment, up to a maximum value for each NCEA level:

NCEA Level	Maximum LRCs
1	10
2	8
3	8

- b. Students needed 46 credits at Merit or Excellence level for Certificate Endorsement, instead of the usual 50.
- c. For UE, 14 credits in each of two UE Approved Subjects, and 12 credits in a third UE Approved Subject were required. Students still needed to attain NCEA Level 3 and meet the regular literacy and numeracy requirements.

### 2022 External Assessment

6. The due date for 2022 externally-assessed portfolio-based submissions was 26 October.

7. The 2022 NCEA and New Zealand Scholarship examinations were held from 7 November to 2 December. There was 84% attendance at examination sessions which is comparable to 2020 (86%). Comparisons with 2021 are not made due to the widespread application of derived grades at scale.
8. In 2022, 21.3% of credits achieved by students in Years 11-13 came from external assessment, 66.4% from internal assessment and 12.3% from learning recognition credits.

### Overall attainment

---

9. The attainment data presented in this report is provisional, as summer school results and late internally assessed results can be submitted until the end of February. Students also have an opportunity to apply for reviews and reconsiderations of their externally assessed results. For these reasons, attainment data is not finalised until April each year. Attainment rates usually increase by one to two percentage points between January provisional numbers and April final reported numbers.

### NCEA and University Entrance

10. The 2022 provisional enrolment-based statistics show that overall national attainment of NCEA (with the addition of LRCs) is lower than final 2021 attainment. The 2022 provisional attainment statistics are as follows:

#### Year 11 NCEA Level 1

Year	Achieved (n)	Achieved (%)	Total Students	Difference from previous year	2022 Difference from 2019
2019	43,059	71.2%	60,491		-6.9 pp
2020	43,827	72.4%	60,570	1.2 pp	
2021	43,064	69.8%	61,682	-2.6 pp	
2022	41,570	64.3%	64,609	-5.5 pp	

#### Year 12 NCEA Level 2

Year	Achieved (n)	Achieved (%)	Total Students	Difference from previous year	2022 Difference from 2019
2019	42,675	77.8%	54,837		-3.3 pp
2020	45,095	80.6%	55,949	2.8 pp	
2021	44,382	78.3%	56,654	-2.3 pp	
2022	42,580	74.5%	57,169	-3.8 pp	

#### Year 13 NCEA Level 3

Year	Achieved (n)	Achieved (%)	Total Students	Difference from previous year	2022 Difference from 2019
2019	31,165	67.5%	46,152		+0.1 pp
2020	33,596	72.4%	46,405	4.9 pp	
2021	33,961	70.9%	47,912	-1.5 pp	
2022	31,389	67.6%	46,448	-3.3 pp	

## Year 13 UE

Year	Achieved (n)	Achieved (%)	Total Students	Difference from previous year	2022 Difference from 2019
2019	22,832	49.5%	46,152		-1.0 pp
2020	24,901	53.7%	46,405	4.2 pp	
2021	24,982	52.1%	47,912	-1.6 pp	
2022	22,514	48.5%	46,448	-3.6 pp	

11. Figure 1 below gives a ten-year view of NCEA and UE attainment. The 2013 to 2021 percentages are final, the 2022 percentages are provisional.

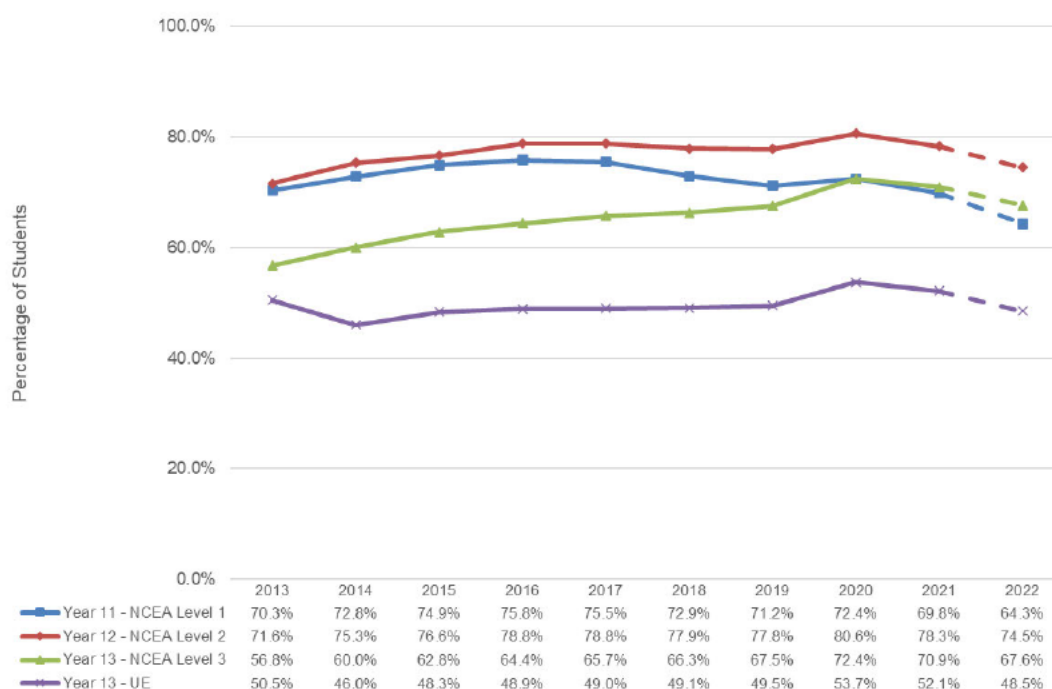


Figure 1: Enrolment-based NCEA and University Entrance Attainment 2013 – 2022 (2022 provisional)

12. The 2022 provisional enrolment-based statistics show that overall national attainment of NCEA (with the addition of LRCs) is lower than in 2021. Compared to 2019 (the last year unaffected by COVID-19), NZQA expects that final attainment for NCEA Level 2 will be slightly lower than in 2019, while NCEA Level 3 is expected to be slightly higher than in 2019 and University Entrance similar to 2019. Final NCEA Level 1 attainment is also expected to be lower than in 2019. Attainment of NCEA Level 1 by Year 11 students has been trending downwards for several years, as increasing numbers of schools are not offering a full Level 1 assessment programme.

13. Further analysis of the impact on attainment of students leaving school partway through the 2022 school year will be undertaken as part of the Ministry's 2022 School Leaver statistics release later this year. However, participation<sup>2</sup> data provides an early indication of this. Participation numbers below show a drop in participation of Year 11s in NCEA Level 1 and of Year 12s in NCEA Level 2 compared with 2021 and 2019. This aligns with

<sup>2</sup> Participation in an NCEA is defined as the sum of relevant credit achievement from prior years and entries in the current year being sufficient to achieve the qualification (at least 80 credits at Level 1, and 60 credits at Levels 2 and 3).

the lower attainment seen for NCEA Level 1 and NCEA Level 2 above. The drop in participation of Year 13s in NCEA Level 3 is not as great. 2022 NCEA Level 3 attainment is stable.

### **Year 11 Level 1 Participation**

	Participated (n)	Participated (%)	Total Students	2022 Difference from 2021	2022 Difference from 2019
2021	48,995	79.4%	61,682	-2.8 pp	-6.7 pp
2022	49,468	76.6%	64,609		

### **Year 12 Level 2 Participation**

	Participated (n)	Participated (%)	Total Students	2022 Difference from 2021	2022 Difference from 2019
2021	48,515	85.6%	56,654	-2.2 pp	-2.9 pp
2022	47,664	83.4%	57,169		

### **Year 13 Level 3 Participation**

	Participated (n)	Participated (%)	Total Students	2022 Difference from 2021	2022 Difference from 2019
2021	37,777	78.8%	47,912	-0.4 pp	-0.8 pp
2022	36,430	78.4%	46,448		

### **National attainment by ethnicity, gender and decile band**

- Appendix 1 figures 1 to 12 provide a more detailed breakdown of attainment for 2013 to 2022, including by ethnicity, gender and decile band.
- The 2022 provisional results for Māori and Pacific students are lower than 2019 for NCEA Levels 1-3 and UE. It is expected that once results are finalised in April 2023, most of the 2022 attainment rates for Māori and Pacific students will be similar to or slightly below 2019 levels. In particular, it is expected that the Year 12 NCEA Level 2 and Year 13 UE attainment for Pacific students will be lower than 2019.

### **NCEA Certificate Endorsements**

- In 2022, the thresholds for obtaining a merit or excellence certificate endorsement were lowered from 50 credits to 46. In 2020 and 2021, the thresholds for obtaining a merit or excellence certificate endorsement were also modified. National provisional 2022 NCEA certificate endorsement rates are mostly slightly lower than final 2020 and 2021 rates, and similar to final 2019 rates. See tables below.

#### **Year 13 NCEA Level 3 Certificate Endorsements**

Type	2019	2020	2021	2022
Excellence	14.8%	17.5%	17.9%	15.4%
Merit	26.2%	26.3%	25.3%	25.9%

#### **Year 12 NCEA Level 2 Certificate Endorsements**



Type	2019	2020	2021	2022
Excellence	16.7%	17.9%	17.9%	16.2%
Merit	25.1%	24.9%	23.8%	24.5%

#### **Year 11 NCEA Level 1 Certificate Endorsements**

Type	2019	2020	2021	2022
Excellence	19.9%	20.7%	21.1%	19.5%
Merit	33.9%	32.4%	31.9%	32.0%

### **NCEA and UE Attainment and the effect of the 2022 COVID-19 related modifications**

17. NZQA's statistics indicate that the COVID-19 related modifications to NCEA and UE were largely successful in supporting students to achieve in 2022. Table 1 below outlines the approximate percentage point decrease in attainment from the 2022 provisional figures without the mitigations applied. The data shows that the mitigations were necessary – without them, attainment would have been much lower than in 2019, the last year with no COVID-19 modifications applied.

	Year 11 - NCEA Level 1	Attainment pp decrease if COVID mitigations were not applied	Year 12 - NCEA Level 2	Attainment pp decrease if COVID mitigations were not applied	Year 13 - NCEA Level 3	Attainment pp decrease if COVID mitigations were not applied	Year 13 - UE	Attainment pp decrease if COVID mitigations were not applied
2019	71.2%		77.8%		67.5%		49.5%	
2022	64.3%	-8 pp	74.5%	-5 pp	67.6%	-8 pp	48.5%	-8 pp

*Table 1: 2022 attainment analysis, with and without COVID-19 modifications applied, with 2019 figures for comparison*

18. The suite of COVID-19 related modifications NZQA deployed in 2020, 2021 and 2022 were important both for allowing students to credential their learning and for retaining sector confidence and engagement. NZQA and the Ministry will continue to work with your NCEA Professional Advisory Group to consider the impacts of COVID-19 disruption on learning and assessment and provide you with advice on potential interventions for 2023, if at all.

### **NCEA Pilot results**

19. The last of the NCEA Pilot results will be released to students when all results are released on 17 January. Pilot schools and students are already aware of results for three of the four standards being piloted in each subject but not the fourth (which was mostly assessed by way of examination during the usual examination period).

20. Participants in the 2022 New Zealand Curriculum pilot included 92 schools/kura, 150 lead teachers and over 5,500 students. On average, 5-6 schools/kura piloted each of the 30 level 1 subjects. Participants in the 2022 Te Marautanga o Aotearoa and Kaupapa Ako Māori pilots included 80 schools/kura and over 1,700 students across 10 wāhanga ako/subjects. Of those, 74 providers and 1,600 students were participating in the Te Ao Haka pilot (Levels 1 - 3).

21. There are a number of variations between the usual distribution of NAME<sup>3</sup> results for students at pilot schools in previous years, and those received in pilot standards in 2022.
22. This includes variations between the pattern of results received in internally and externally assessed standards and, for externally assessed standards, between standards assessed through an examination and those assessed by submissions or a Common Assessment Activity.
23. The Ministry is confident that these variations can be explained by the small scale of the pilots and the learning process that comes with new standards and assessments. They also note that there is also the opportunity to make improvements to standards and assessments as the pilot progresses.
24. In each subject area, NZQA and the Ministry will investigate whether the results are an indication that changes may be needed to standards or assessments, and where additional teaching and learning support can be provided to teachers.
25. The Ministry is also providing assurance and support to pilot schools so that they can understand their results in the context of the pilot and is briefing you on this separately.

### Next steps

---

26. NZQA will be liaising with your office about communications for Results Release Day – 17 January. NZQA has prepared comprehensive proactive and back pocket communications.
27. The Ministry will also be providing you with a briefing note on the provisional results, with a particular focus on the impacts on the NCEA Change Programme. This will include key messages for media responses and back pocket Q and As for communications (METIS 1302863).

---

<sup>3</sup> Not achieved, achieved, merit and excellence.

## Enrolment-based national NCEA and UE attainment by decile band 2013 – 2022 (2022 provisional)

Figure 1: Year 11 NCEA Level 1

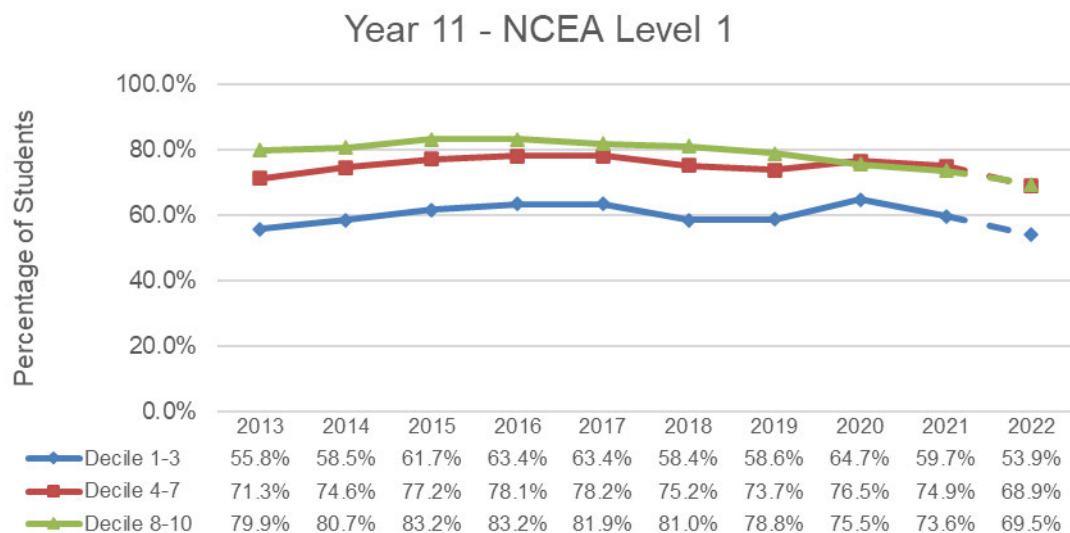


Figure 2: Year 12 NCEA Level 2

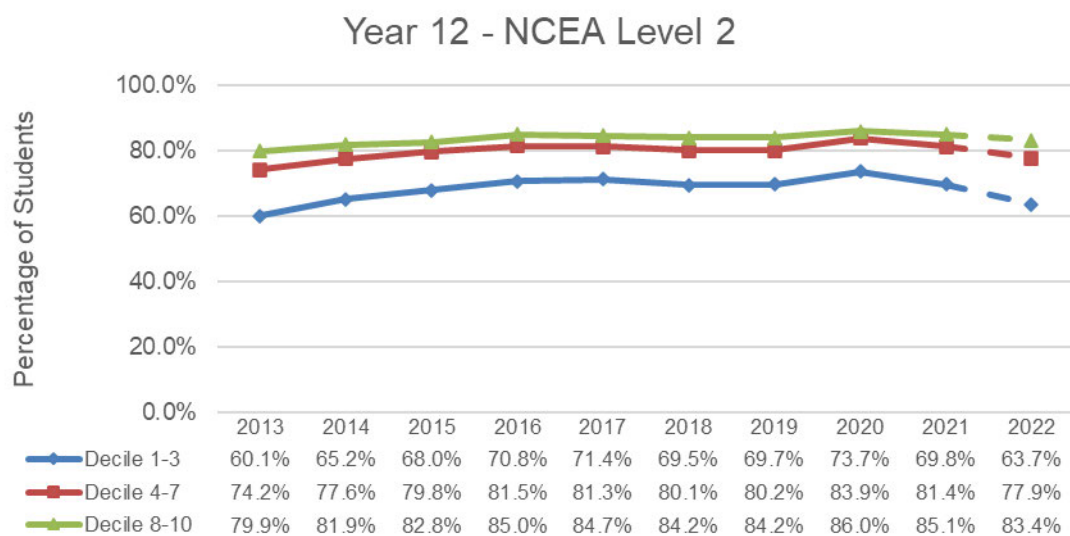


Figure 3: Year 13 NCEA Level 3

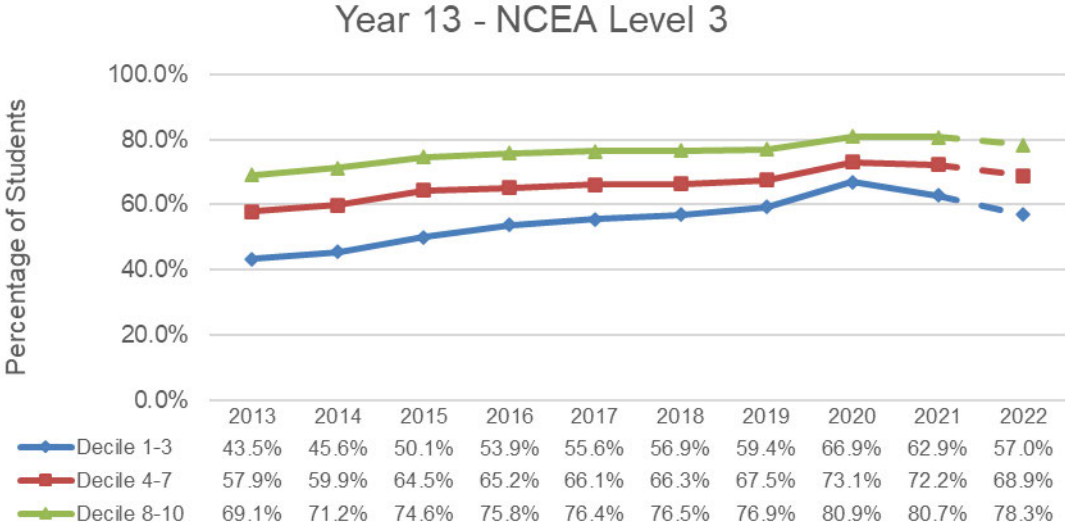
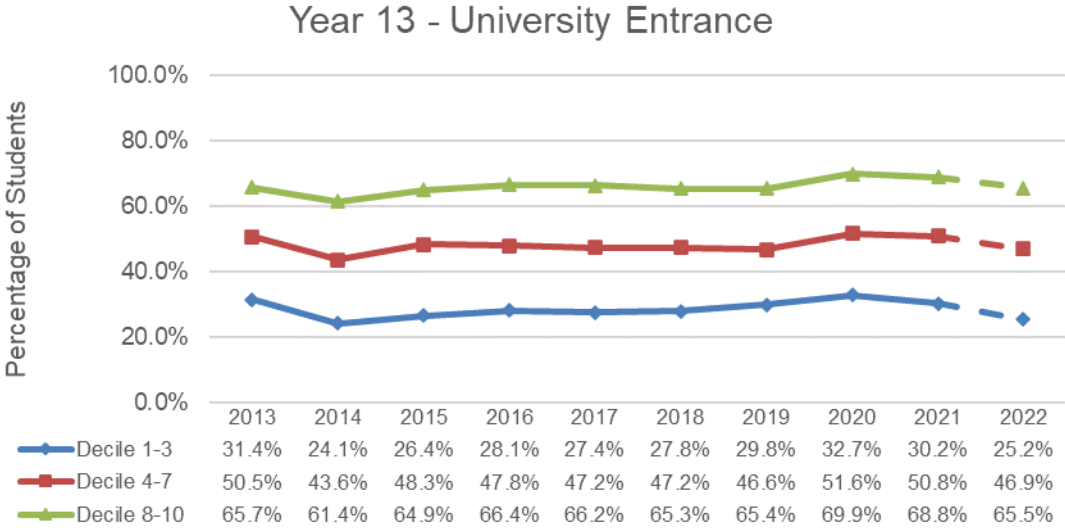


Figure 4: Year 13 University Entrance



**Enrolment-based national NCEA and UE attainment by ethnicity 2013 – 2022 (2022 Provisional)**

Figure 5: Year 11 NCEA Level 1

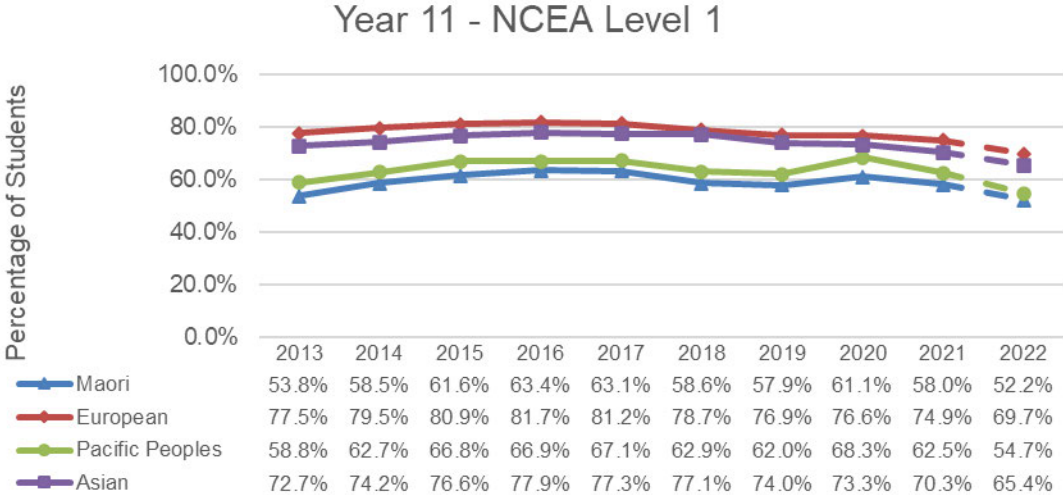


Figure 6: Year 12 NCEA Level 2

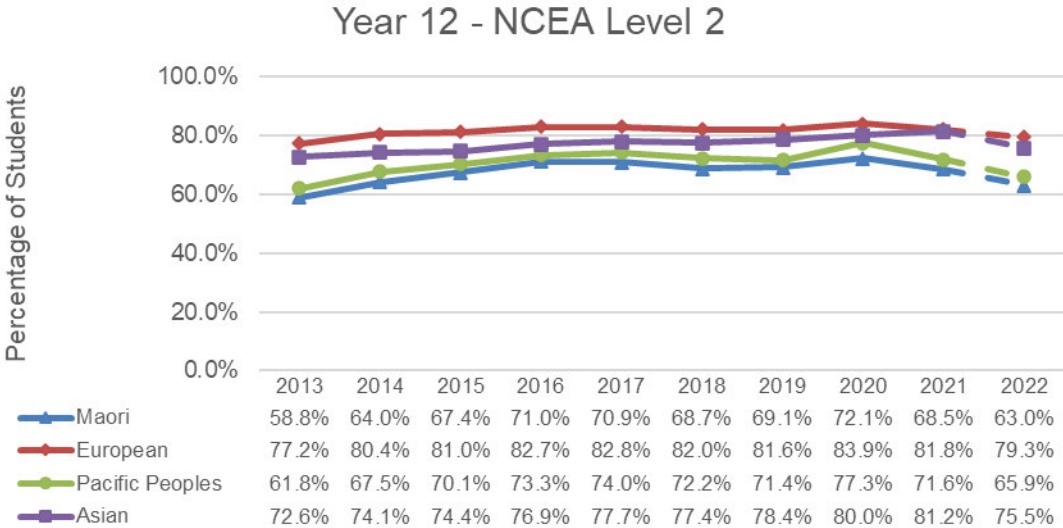


Figure 7: Year 13 NCEA Level 3

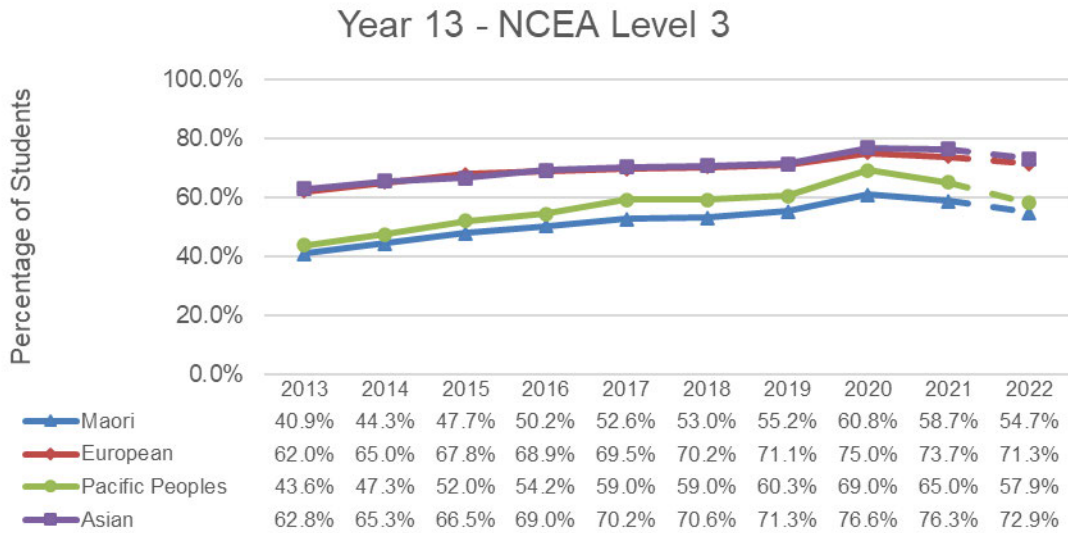
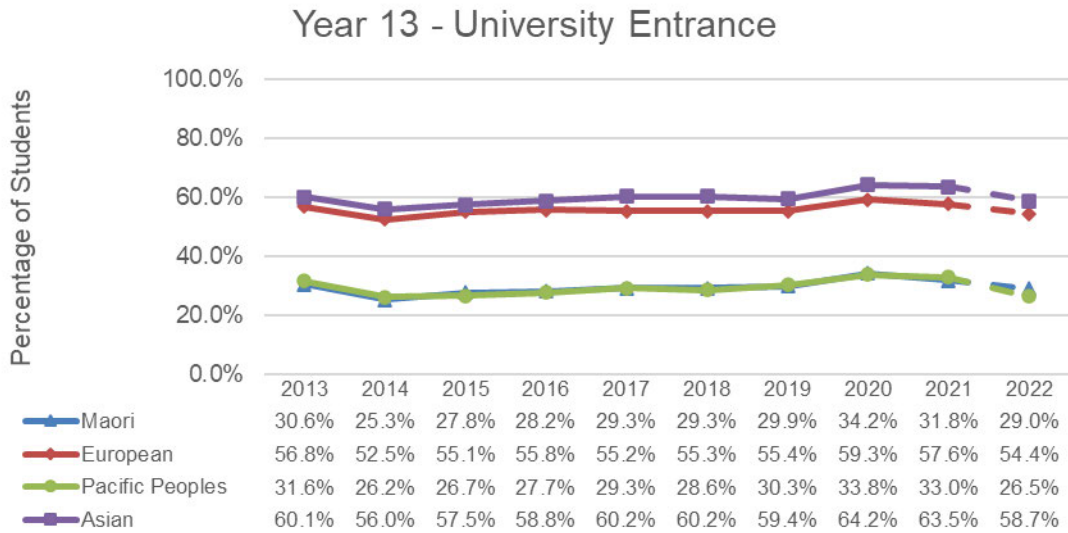


Figure 8: Year 13 University Entrance



**Enrolment-based national NCEA and UE attainment by gender 2013 – 2022 (2022 provisional)**

Figure 9: Year 11 NCEA Level 1

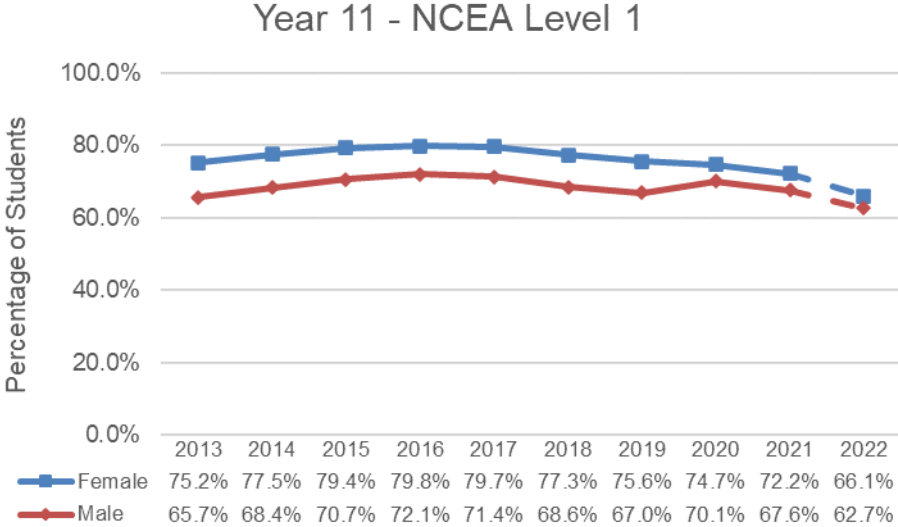


Figure 10: Year 12 NCEA Level 2

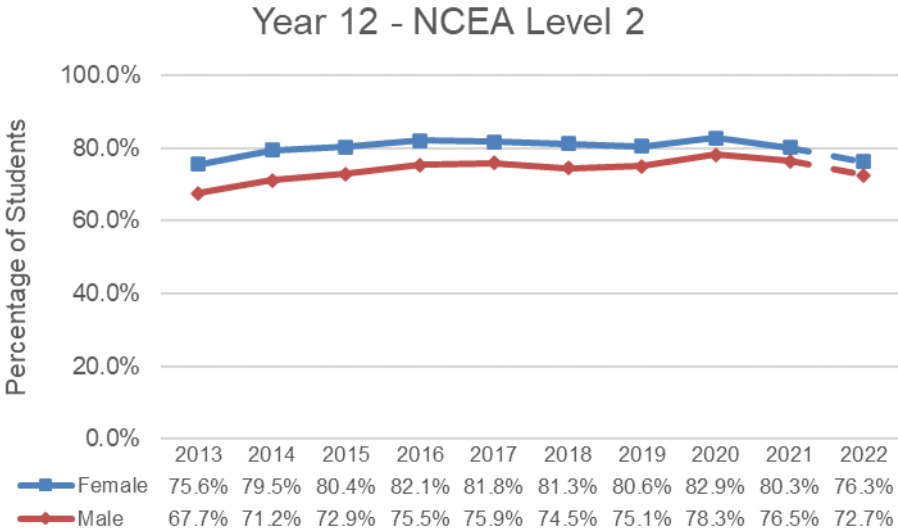


Figure 11: Year 13 NCEA Level 3

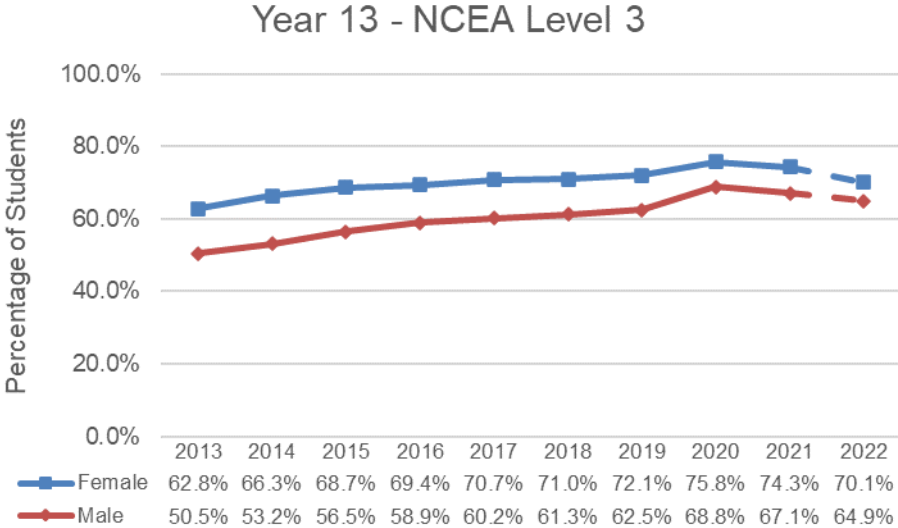


Figure 12: Year 13 University Entrance

