



Mana Tohu Mātauranga o Aotearoa  
New Zealand Qualifications Authority

## Publication of NZQA's Annual Report on NCEA and New Zealand Scholarship Data and Statistics (2023)

Date:	22 May 2024	NZQA Priority:	Medium
Security Level:	In confidence	Report No.	OC00852

	Action Sought	Deadline
Minister of Education	<ul style="list-style-type: none"><li>a. <b>note</b> that NZQA intends to publish the <i>Annual Report on NCEA, University Entrance and New Zealand Scholarship Data and Statistics (2023)</i>, and companion A3 on 30 May 2024 (copies attached).</li><li>b. <b>note</b> that NZQA will be issuing a communication on our website about the release.</li><li>c. <b>note</b> that the 2023 NCEA, University Entrance and New Zealand Scholarship attainment data was released publicly on 30 April 2024.</li><li>d. <b>note</b> that the report includes administrative data and attainment breakdowns that are not published elsewhere, and</li><li>e. <b>note</b> that the Ministry of Education has received a copy of the report.</li></ul>	

Enclosure/Appendix: Yes

Round Robin Yes/No

**Contact for Telephone Discussion (if required)**

Name	Position	Telephone	Cellphone	1 <sup>st</sup> Contact
Jann Marshall	Deputy Chief Executive, Assessment Division	(04) 463 3389	[REDACTED]	✓

**The following departments/agencies have seen this report:**

- Ministry of Education       Tertiary Education Commission       Other (specify)

**Minister's Office to Complete:**

- Noted                                       Seen     Approved
- Needs change                               Withdrawn                                       Overtaken by Events
- See Minister's comments               Declined

Referred to:

**Comments:**

## Publication of NZQA's Annual Report on NCEA and New Zealand Scholarship Data and Statistics (2023)

---

### Recommended Action

---

It is recommended you:

- a. **note** that NZQA intends to publish the Annual Report on NCEA, University Entrance and New Zealand Scholarship Data and Statistics (2023), and companion A3 (copies attached) on 30 May 2024.
- b. **note** that NZQA will be issuing a communication on our website about the release.
- c. **note** that the 2023 NCEA, University Entrance and New Zealand Scholarship attainment data was released publicly on 30 April 2024.
- d. **note** that the report includes administrative data and attainment breakdowns that are not published elsewhere, and
- e. **note** that the Ministry of Education has received a copy of the report.

Proactive Release Recommendation

NZQA recommends you.

- f. **agree** that this report is proactively released as part of the next publication of documents.

**Agree/disagree.**



**Dr Grant Klinkum**  
Chief Executive  
22 May 2024

**Hon Erica Stanford**  
Minister of Education

...../...../.....

# Publication of NZQA's Annual Report on NCEA, University Entrance and New Zealand Scholarship Data and Statistics (2023)

## Purpose

---

1. This briefing is to advise you of the publication of NZQA's Annual Report on NCEA, University Entrance and New Zealand Scholarship Data and Statistics (2023) ("the Report") and companion A3 summary document (copies attached) on 30 May 2024.
2. The Report includes the final 2023 NCEA and University Entrance attainment statistics [OC 00757 refers]. These statistics are already published on the NZQA website in the school statistics section.

## The Report

---

3. Each year, once secondary school attainment statistics (NCEA, University Entrance and New Zealand Scholarship) are finalised, NZQA compiles and publishes a Report. The first of these Reports was published in 2010 to cover the 2009 academic year. Copies of the reports are available on the NZQA website. NZQA provides all school principals with a copy of the Report in June each year.
4. The Report includes the finalised secondary school attainment statistics including NCEA attainment by year level, and highest attainment for the 2021 Year 11 cohort data after three years of schooling. The report also contains results reported by standard type, results by subject, and NZQA administrative data, such as breaches of examination rules, review and reconsideration statistics, and special assessment conditions (SAC) statistics.
5. This Report includes information regarding the change in socio-economic reporting, replacing decile bands (1-3, 4-7 and 8-10) with School Equity Index Groups (More, Moderate and Fewer).
6. There is also a companion A3 summary document, 'Attainment by the numbers'. This A3 has been published each year since 2018. It has a summary graphic on overall attainment, including by ethnicity, a graphic of the highest NCEA (including UE) attainment for the 2021 Year 11 cohort by the end of 2023.
7. There are no significant risks to the publication of the Report and A3. Most of the attainment data is already published on NZQA's website.

## Communications

---

8. NZQA will be issuing a pro-active media release when the Report is published on 30 May 2024. A copy of the media release is attached as appendix 1.

Annual Report on NCEA, UE and NZ Scholarship Data and Statistics  
30 May 2024

The New Zealand Qualifications Authority (NZQA) has released its Annual Report on NCEA, University Entrance and New Zealand Scholarship Data and Statistics from 2023.

“This report provides a wealth of information for schools, researchers and anyone with an interest in attainment data and statistics,” says NZQA Deputy Chief Executive Assessment, Jann Marshall.

The Annual Report on NCEA, University Entrance and New Zealand Scholarship provides information on:

- NCEA and University Entrance attainment
- NCEA and University Entrance Literacy and Numeracy attainment
- NCEA Certificate Endorsement and Course Endorsement attainment
- 2023 New Zealand Scholarship awards
- results by standard type (externally and internally assessed achievement standards and unit standards)
- results by subject
- NCEA administrative processes, such as Special Assessment Conditions and investigations into breaches of exam rules.

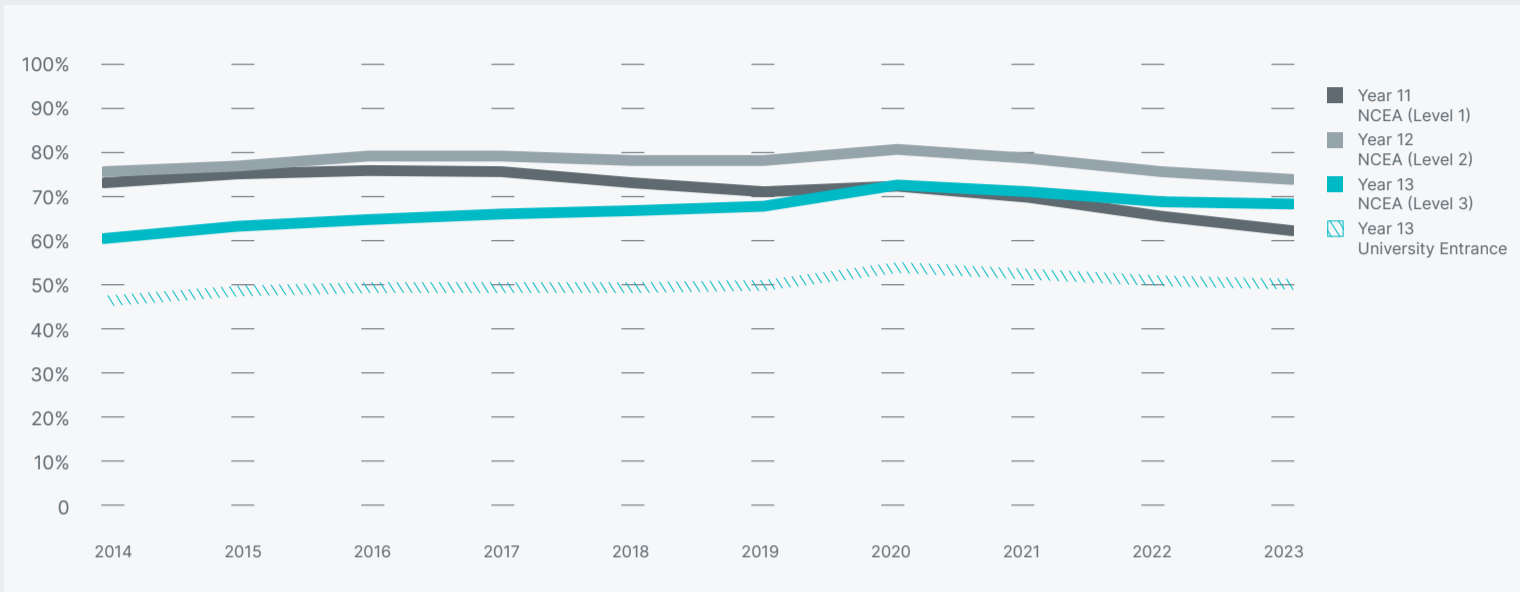
The report provides data over 10 years where possible, disaggregated by gender, ethnicity and equity index (EQI) group.

ENDS

# Attainment **BY THE NUMBERS 2023**

FOR NEW ZEALAND NATIONAL CERTIFICATE OF EDUCATIONAL ACHIEVEMENT (NCEA) AND UNIVERSITY ENTRANCE

## Overall NCEA and University Entrance attainment

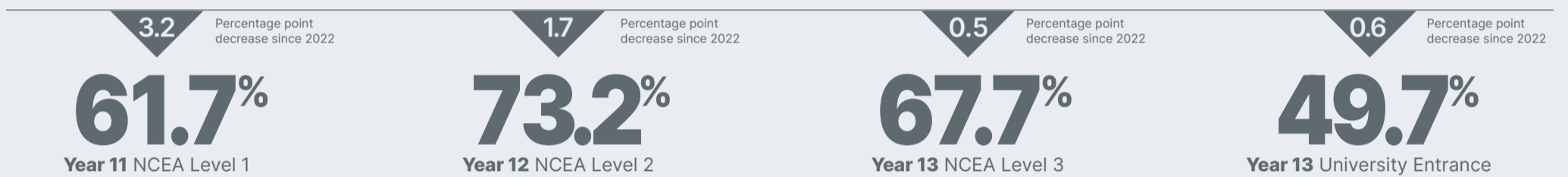


This shows a 10-year view of overall NCEA and University Entrance (UE) attainment for Year 11 Level 1, Year 12 Level 2, Year 13 Level 3 and Year 13 UE domestic students.


In 2020, 2021, and 2022, teaching, learning and assessment were disrupted by the COVID-19 pandemic. To recognise the disruptions, changes were made to the NCEA and University Entrance award criteria in these years. Caution should be exercised when comparing 2020 to 2022 attainment data with previous or subsequent years.

The measure of attainment used is enrolment-based. The reporting population includes all domestic students in Year 11 to 13 aged less than 19 years in the reporting year and who were enrolled at a secondary school for one day or more.

### 2023 overall national




### Attainment rates by ethnicity



\*Middle Eastern/Latin American/African

### Tracked 2021 Year 11 cohort



This shows the highest NCEA attainment (including UE) at the end of 2023, for the 61,247 students who were in Year 11 in 2021. Students who have left New Zealand secondary schooling during the 2021-2023 period and those who take more than 3 years to complete a qualification are included. Students who participate in and complete other non-NZQF assessments such as Accelerated Christian Education (ACE), International Baccalaureate (IB) or Cambridge Assessment International Education (CAIE) are included.

Approximately 1,500 students leave school with a non-NZQF assessment, according to the Ministry of Education (based on 2023 figures).

### Results by assessment standard type

Three categories of assessment standards can contribute towards the achievement of NCEA qualifications: externally assessed achievement standards, internally assessed achievement standards, and unit standards. This shows the proportion of results reported to NZQA by assessment standard type for levels 1, 2, and 3. The percentage point change over the last five years (since 2019) is also shown.

- Unit standards
- Internally assessed achievement standards
- Externally assessed achievement standards

