



NEW ZEALAND QUALIFICATIONS AUTHORITY
MANA TOHU MĀTAURANGA O AOTEAROA

QUALIFY FOR THE FUTURE WORLD
KIA NOHO TAKATŪ KI TŌ ĀMUA AO!

Education report: Final 2020 NCEA and University Entrance attainment statistics

Date:	15 April 2021	NZQA Priority:	Medium
Security Level:	In Confidence	Report No.	CR 22173

Action Sought	Deadline
Minister of Education	n/a
a. note that final NCEA and University Entrance attainment statistics are now available.	
b. note that these statistics are scheduled to be released on NZQA's website on 4 May 2021.	
c. note that communications for the release will be provided to your office.	
d. note that the Ministry of Education has been consulted on this briefing.	
e. agree that this report is proactively released after 4 May 2021 as part of the next publication of documents.	

Enclosure/Appendix: Yes/No

Round Robin Yes/No

Contact for Telephone Discussion (if required)

Name	Position	Telephone	Cellphone	1 st Contact
Kristine Kilkelly	Deputy Chief Executive, Assessment Division			√

The following departments/agencies have seen this report:

Ministry of Education Tertiary Education Commission Other (specify)

Minister's Office to Complete:

Noted Seen Approved
 Needs change Withdrawn Overtaken by Events
 See Minister's comments Declined

Referred to:

Comments:

A large, solid gray rectangular area that occupies the upper portion of the page, positioned below the 'Comments:' label. It is intended for providing feedback or additional information.

Final 2020 NCEA and University Entrance attainment statistics

Executive Summary

- The final 2020 NCEA and UE attainment statistics are now available. Overall national attainment of NCEAs and UE in 2020 is higher than in 2019.
- Changes were made to the NCEA qualification and UE award rules for the 2020 year in response to the COVID-19 disruptions. The final statistics indicate that these changes were successful in supporting students to achieve in 2020.
- Nationally, Year 13 NCEA Level 3 attainment increased by 4.8 percentage points, and University Entrance attainment by 4.1 percentage points on 2019 figures. The greatest increase by decile band for Year 13 NCEA Level 3 was for decile band 1 – 3 schools (a 7.5 percentage point increase on 2019), and by ethnicity for the Year 13 Pacific student cohort (8.6 percentage points).
- 2020 Year 12 NCEA Level 2 attainment increased by 2.6 percentage points on 2019 figures. The greatest increase by decile band for Year 12 NCEA Level 2 was for decile band 1 – 3 schools (a 4.0 percentage point increase on 2019), and by ethnicity for the Year 12 Pacific student cohort (5.8 percentage points).
- 2020 Year 11 NCEA Level 1 attainment increased by 1.2 percentage points on 2019 figures. The greatest increase by decile band for Year 11 NCEA Level 1 was for decile band 1 – 3 schools (a 6.1 percentage point increase on 2019), and by ethnicity for the Year 11 Pacific student cohort (6.4 percentage points).
- NZQA proposes to publish the final 2020 statistics on our website on 4 May 2021.

Recommended Action

It is recommended you:

- f. **note** that final NCEA and University Entrance attainment statistics are now available.
- g. **note** that these statistics are scheduled to be released on NZQA's website on 4 May 2021.
- h. **note** that communications for the release will be provided to your office.
- i. **note** that the Ministry of Education has been consulted on this briefing.

Proactive Release Recommendation

NZQA recommends

- j. **agree** that this report is proactively released after 4 May 2021 as part of the next publication of documents.

Agree/disagree



Dr Grant Klinkum
Chief Executive
15 April 2021



Hon Chris Hipkins
Minister of Education
..21./..4./21..

Final 2020 NCEA and University Entrance attainment statistics

Purpose of Report

1. The final 2020 NCEA and University Entrance (UE) attainment statistics are now available. This report provides a high-level overview of these statistics, broken down by school decile band, ethnicity and gender. Next steps for public release of the statistics are also discussed.
2. The Ministry of Education has been consulted on this briefing.
3. It is recommended this briefing is forwarded to all associate education ministers

Background

4. A briefing on the provisional 2020 NCEA and UE attainment statistics was provided to you on 19 January 2021 [CR 21782].
5. A follow up briefing with further analysis to quantify the impact on 2020 NCEA and UE attainment of the COVID-19 mitigations was provided to you on 8 March 2021 [CR 21879], based on provisional figures.
6. These briefings reported an overall increase in attainment compared to 2019 at all NCEA levels and for UE, and that 2020 attainment across all demographics shows greater relative increases between 2019 and 2020 compared to historical year-on-year attainment increases. The second briefing also noted that without the COVID-19 modifications to the NCEA qualification and UE, attainment would have fallen well below 2019 levels across all demographics.

Comment

Overall national attainment

7. The final 2020 attainment statistics are as follows:
 - a. 71.8% of Year 11 students attained NCEA Level 1 (43,835 of 61,046)
 - b. 80.1% of Year 12 students attained NCEA Level 2 (45,100 of 56,292)
 - c. 72.1% of Year 13 students attained NCEA Level 3 (33,597 of 46,598)
 - d. 53.4% of Year 13 students attained UE (24,901 of 46,598)

8. Overall, there has been a lift in attainment across all NCEA levels and for UE in 2020, compared to 2019. Figure 1 below gives a ten-year view of NCEA and UE attainment percentages¹.

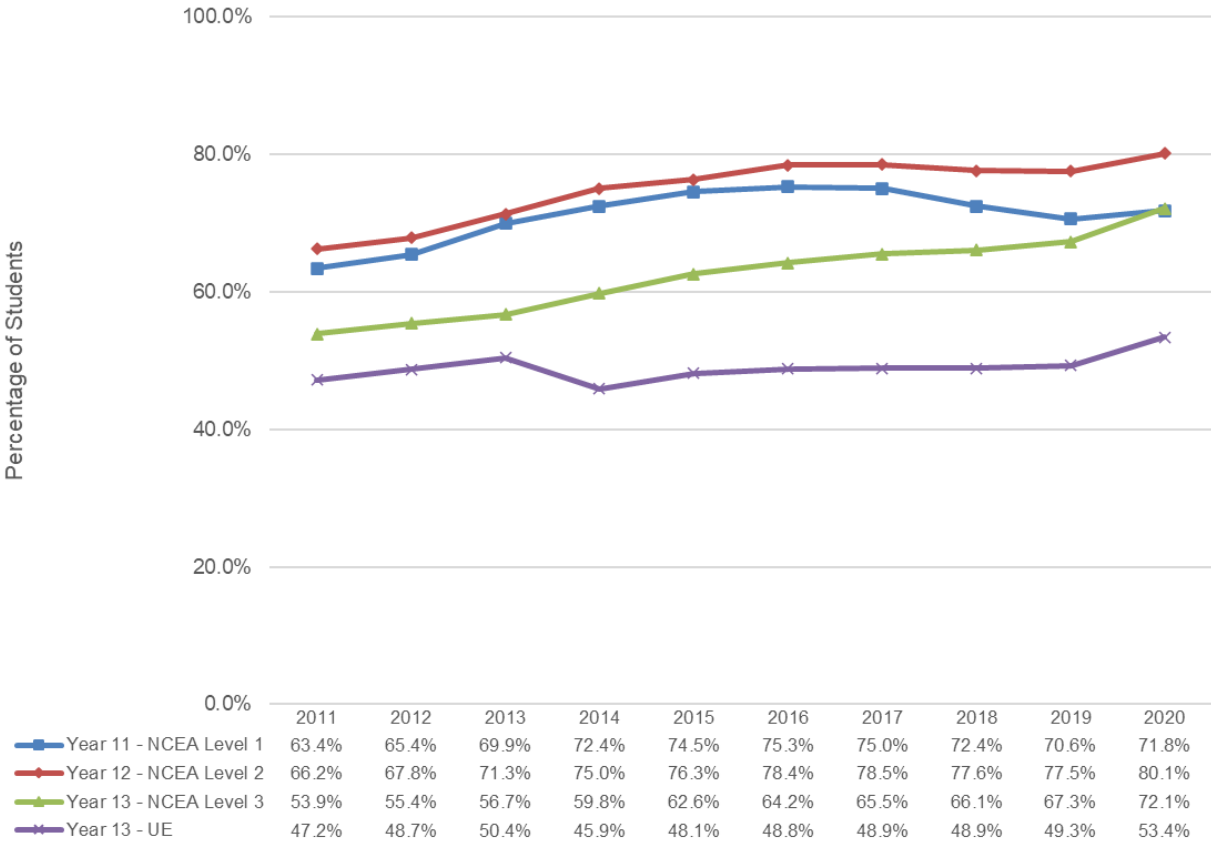


Figure 1: Enrolment-based NCEA and UE attainment 2011 - 2020

9. The final 2020 attainment statistics show that 2020 Year 11 NCEA Level 1 attainment increased by 1.2 percentage points on 2019 figures, Year 12 NCEA Level 2 attainment increased by 2.6 percentage points, and Year 13 NCEA Level 3 attainment increased by 4.8 percentage points. Year 13 University Entrance increased by 4.1 percentage points on 2019 figures.

10. Year 11 NCEA Level 1 attainment had been decreasing steadily since 2017 before the slight increase between 2019 and 2020. This is reflective of a trend of schools, particularly in the higher deciles, moving away from offering a full NCEA Level 1 programme to Year 11s in favour of focussing on a two year pathway to achieving NCEA Level 2 in Year 12 or offering alternative qualifications or programmes. This trend is still apparent in 2020 when the attainment statistics are disaggregated by decile band, with decile band 8 to 10 showing a decrease in Year 11 Level 1 attainment in 2020, compared to 2019.

National attainment by ethnicity, decile and gender

11. Appendix 1 Figures 1 to 12 provide more detailed breakdown of attainment for 2011 to 2020 by ethnicity, decile band and gender.

¹ The drop in UE attainment in 2014 was a result of changes made to the requirements for the UE award.

Ethnicity – Figures 1-4

12. 2020 Year 11 Level 1 attainment increased for Māori and Pacific students (by 3.1 and 6.4 percentage points respectively) but decreased slightly for European and Asian students (by 0.2 and 0.8 percentage points respectively) compared to 2019.
13. Year 12 Level 2 attainment increased across all ethnicities in 2020 with the greatest increases for Māori and Pacific students (3.0 and 5.8 percentage points respectively).
14. Year 13 Level 3 attainment also increased across all ethnicities in 2020 with the greatest increase for Māori and Pacific students (5.6 and 8.6 percentage points respectively). Year 13 University Entrance attainment also increased across all ethnicities. However, despite these improvements, attainment of NCEA Level 3 and University Entrance for Māori and Pacific students is still proportionately lower than for other groups. This is particularly marked for University Entrance with 34.1% of Māori students and 33.7% of Pacific students achieving the University Entrance award in 2020, compared to 59.0% of European students and 64.1% of Asian students.

Decile band – Figures 5-8

15. 2020 Year 11 Level 1 attainment increased for decile band 1-3 and 4-7 schools (by 6.1 and 2.8 percentage points respectively) compared to 2019. 2020 Year 11 Level 1 attainment decreased for decile band 8-10 schools (by 3.3 percentage points). As mentioned in paragraph 10, this reflects an existing trend of higher decile schools moving away from offering a full NCEA Level 1 programme to their Year 11 learners.
16. Year 12 NCEA Level 2 attainment increased across all decile bands in 2020 with the greatest increase for decile band 1-3 schools (4.0 percentage points).
17. Year 13 NCEA Level 3 attainment also increased across all decile bands in 2020 with the greatest increase for decile band 1-3 schools (7.5 percentage points). Year 13 University Entrance attainment also increased across all decile bands in 2020 with the greatest increase for decile band 4-7 schools (5.0 percentage points).

Gender – Figures 9-12

18. 2020 Year 11 Level 1 attainment increased for males (by 3.1 percentage points) but decreased slightly for females (by 0.8 percentage points).
19. Year 12 Level 2 attainment increased for both genders in 2020, with the greatest increase for males (3.1 percentage points).
20. Year 13 NCEA Level 3 attainment also increased for both genders in 2020, again with the greatest increase for males (6.2 percentage points). Year 13 University Entrance attainment also increased for both genders in 2020, again with the greatest increase for males (4.6 percentage points).

Next steps

21. These statistics are scheduled to be released on NZQA's website on 4 May 2021. We will work with your office on communications for the release.

22. NZQA will publish an Annual Report on NCEA and New Zealand Scholarship Data and Statistics at the end of May 2020. You will be provided with a cover briefing and a draft copy of the report by mid-May 2020.
23. In terms of other 2020 attainment statistics, the Ministry of Education will be briefing you on their 2020 School Leavers data in mid-June.

Enrolment-based national NCEA and UE attainment by ethnicity 2011 – 2020

Figure 1: Year 11 NCEA Level 1

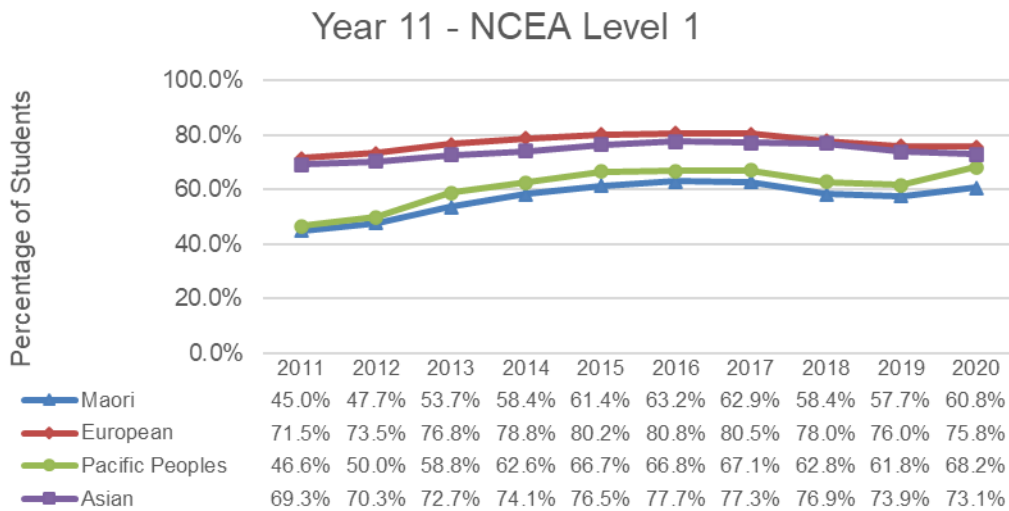


Figure 2: Year 12 NCEA Level 2

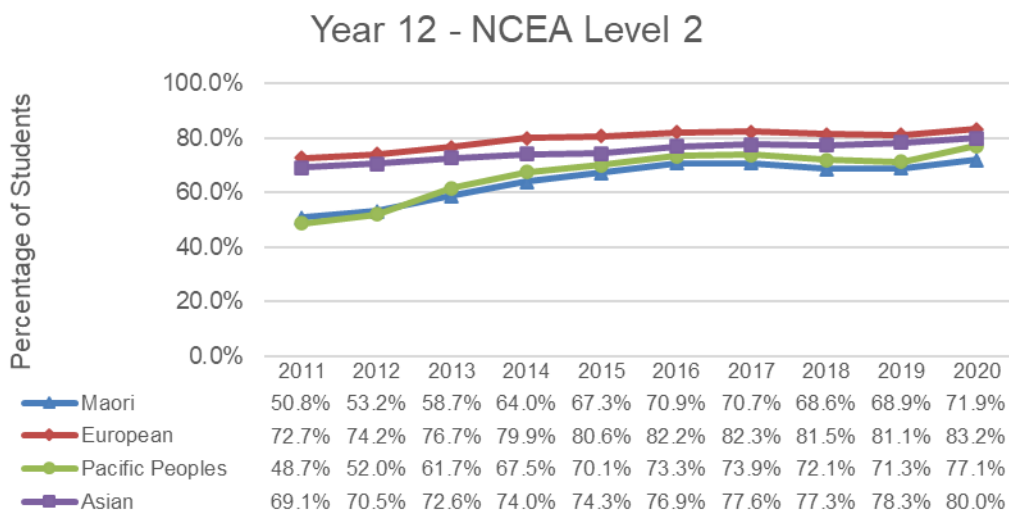


Figure 3: Year 13 NCEA Level 3

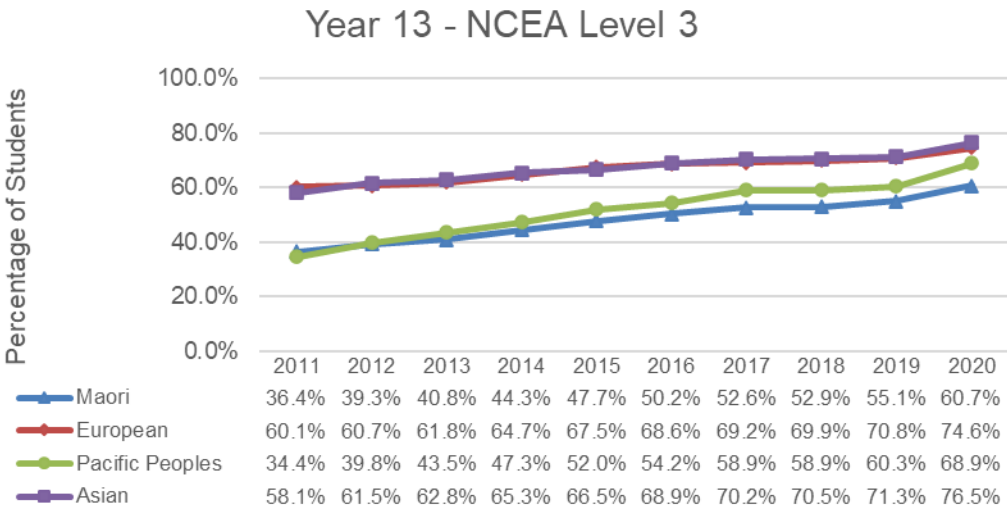
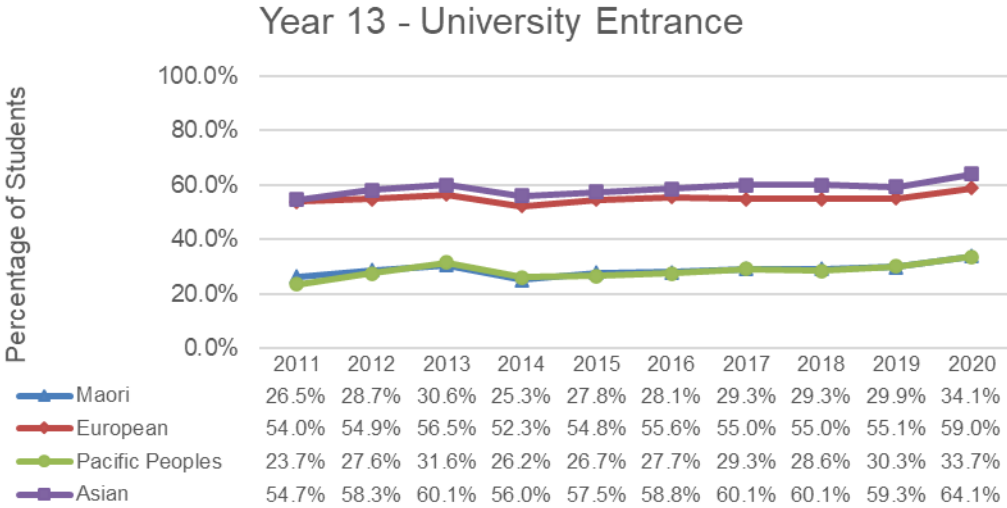


Figure 4: Year 13 UE



Enrolment-based national NCEA and UE attainment by decile band 2011 – 2020

Figure 5: Year 11 NCEA Level 1

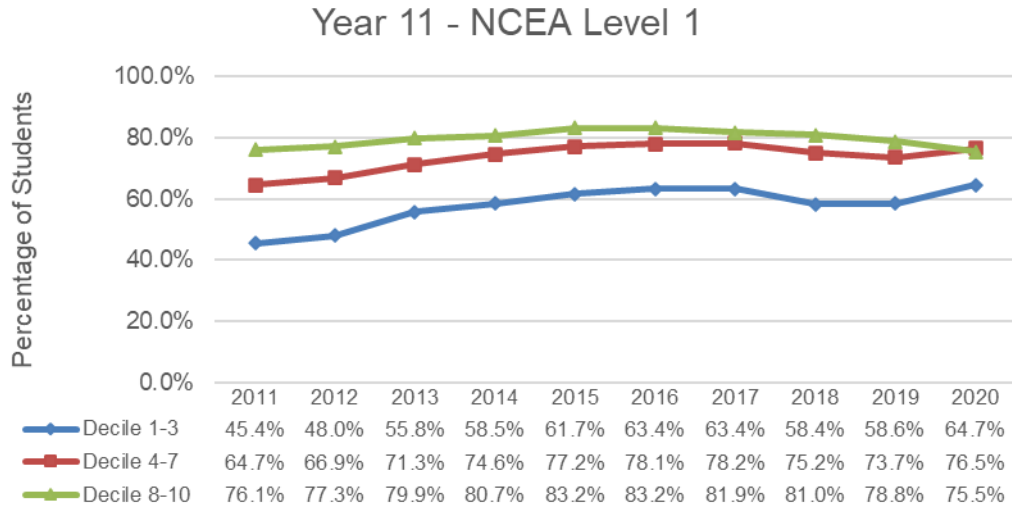


Figure 6: Year 12 NCEA Level 2

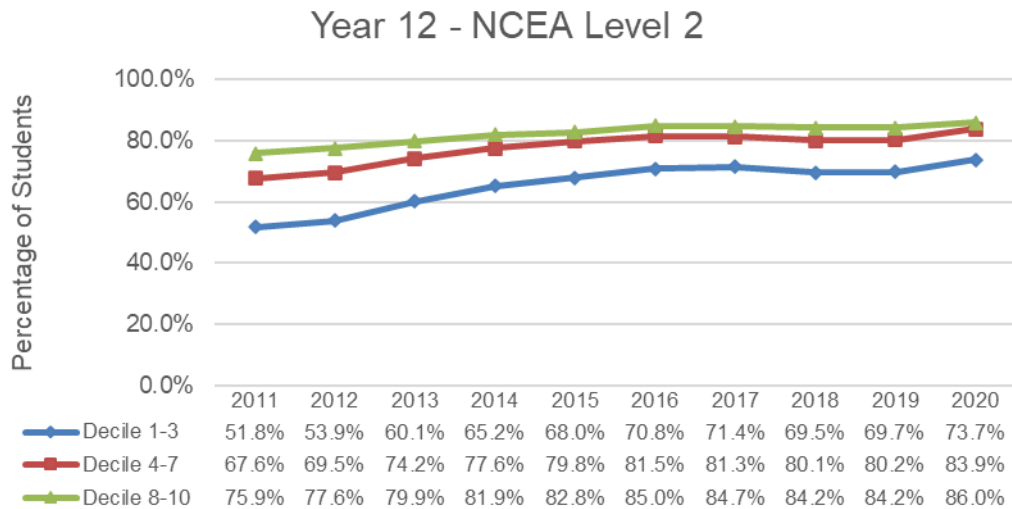


Figure 7: Year 13 NCEA Level 3

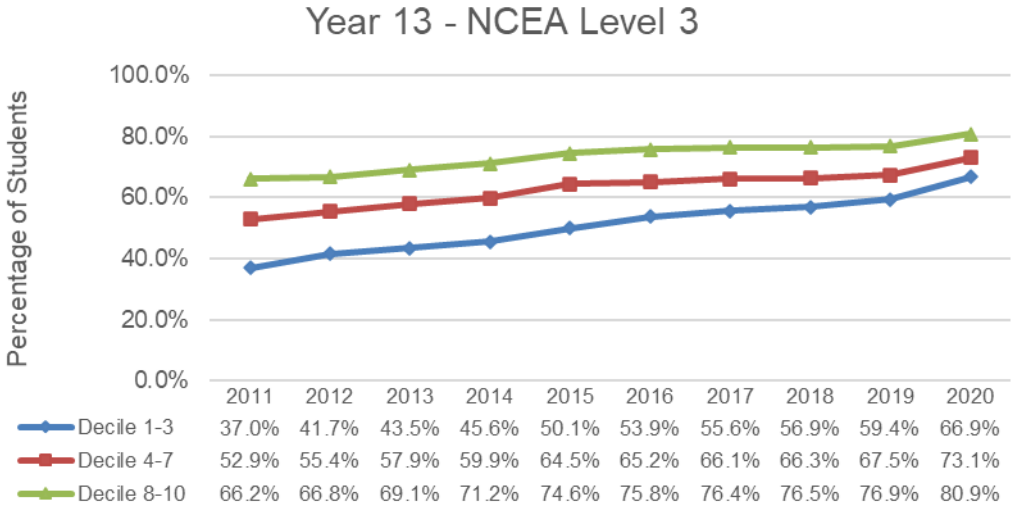
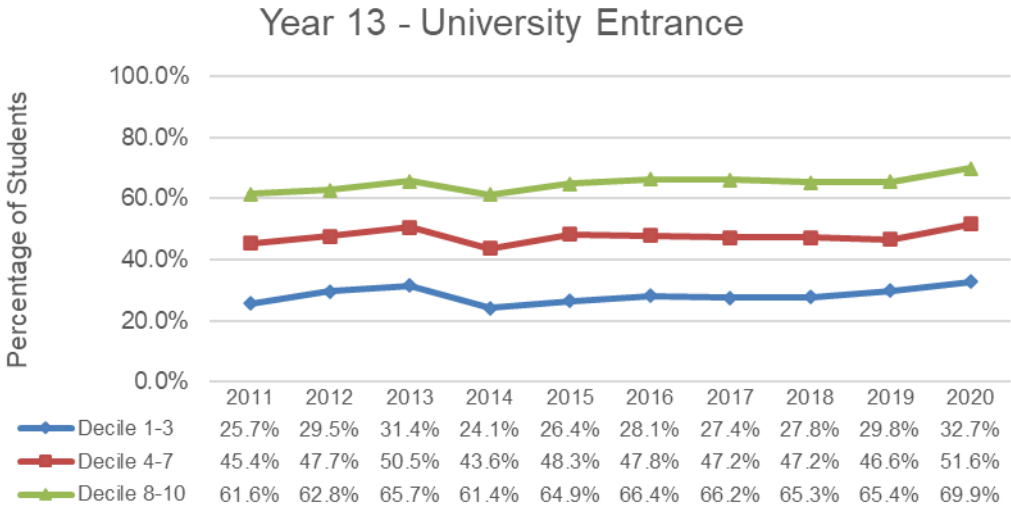


Figure 8: Year 13 UE



Enrolment-based national NCEA and UE attainment by gender 2011 – 2020

Figure 9: Year 11 NCEA Level 1

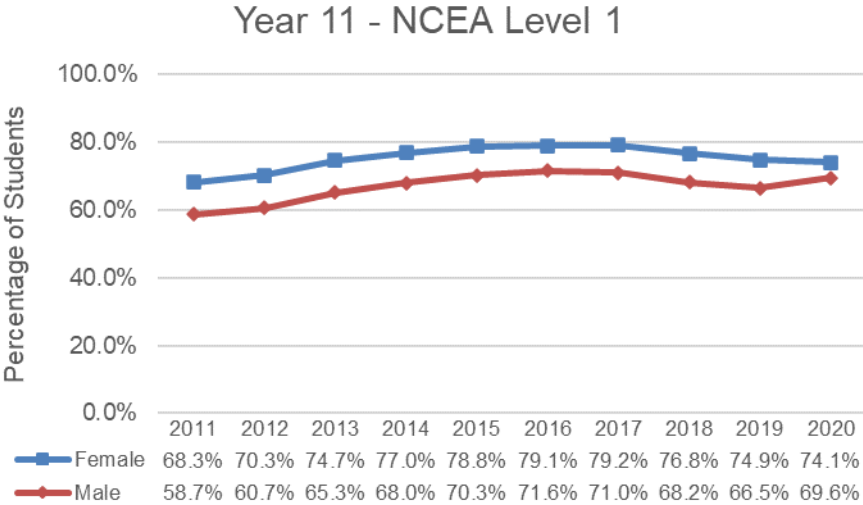


Figure 10: Year 12 NCEA Level 2

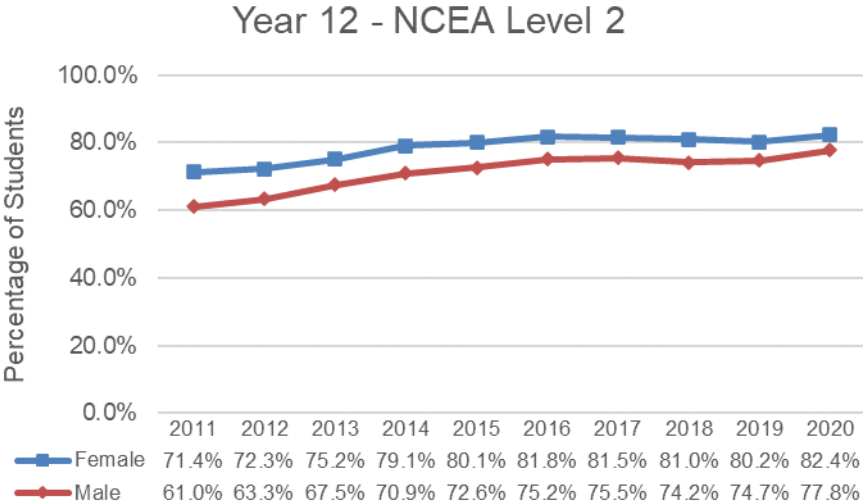


Figure 11: Year 13 NCEA Level 3

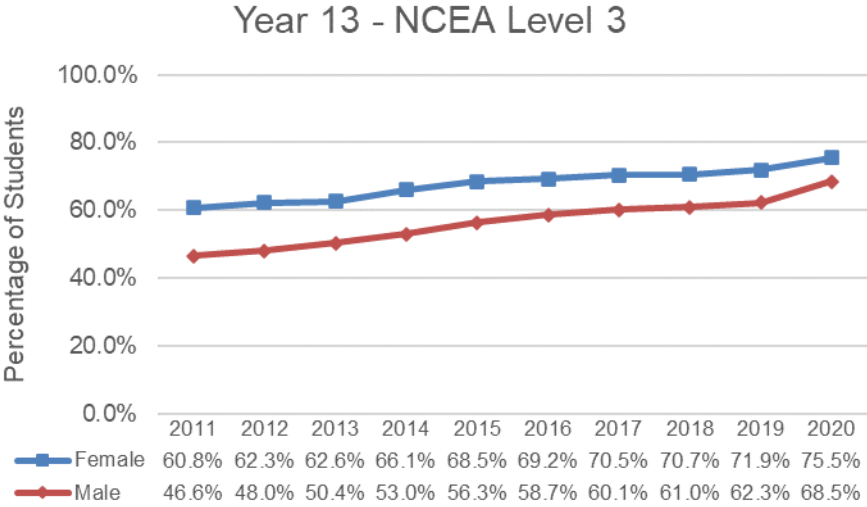


Figure 12: Year 13 UE

