

Final 2021 NCEA and University Entrance attainment statistics

Date:	12 April 2022	NZQA Priority:	Medium
Security Level:	In confidence	Report No.	CR 24085

	Action Sought	Deadline
Minister of Education	a. note that final NCEA and University Entrance attainment statistics are now available. b. note that these statistics are scheduled to be released on NZQA's website on 4 May 2022. c. note that communications for the release will be provided to your office. d. note that the Ministry of Education has been consulted on this briefing. e. agree that this report is proactively released after 4 May as part of the next publication of documents.	4 May 2022

Enclosure/Appendix: Yes/No

Round Robin Yes/No

Contact for Telephone Discussion (if required)

Name	Position	Telephone	Cellphone	1 st Contact
Andrea Gray	Deputy Chief Executive Assessment	04 463 4264 [REDACTED]	04 463 4264 [REDACTED]	√

The following departments/agencies have seen this report:

Ministry of Education Tertiary Education Commission Other (specify)

Minister's Office to Complete:

- Noted Seen Approved
 Needs change Withdrawn Overtaken by Events
 See Minister's comments Declined

Referred to:

Comments:



Final 2021 NCEA and University Entrance attainment statistics

Executive Summary

The final 2021 NCEA and University Entrance (UE) attainment statistics are now available.

Overall national attainment of NCEAs and UE in 2021 is lower than 2020 but higher than 2019.

Changes were made to the NCEA qualification and UE award rules for the 2021 year in response to the COVID-19 disruptions. The final statistics indicate that these changes were largely successful in supporting students to achieve in 2021.

2021 is the second year there have been COVID-19 related modifications made to NCEA and UE. Outside of Auckland, Waikato and Northland (the most impacted regions), the 2021 COVID-19 related modifications for NCEA were lower than in 2020, and no modifications were made to UE for students in the rest of New Zealand.

Nationally, Year 13 NCEA Level 3 attainment was 70.5%, a decrease of 1.6 percentage points from 2020, and University Entrance attainment was 51.9%, a decrease of 1.5 percentage points from 2020.

2021 Year 12 NCEA Level 2 attainment was 77.9%, a decrease of 2.2 percentage points from 2020. 2021 Year 11 NCEA Level 1 attainment was 69.2%, a decrease of 2.6 percentage points from 2020.

NZQA proposes to publish the final 2021 statistics on our website on 4 May 2022.

Recommended Action

It is recommended you:

- a. **note** that final NCEA and University Entrance attainment statistics are now available.
- b. **note** that these statistics are scheduled to be released on NZQA's website on 4 May 2022.
- c. **note** that communications for the release will be provided to your office.
- d. **note** that the Ministry of Education has been consulted on this briefing.

Proactive Release Recommendation

NZQA recommends

- e. **agree** that this report is proactively released after 4 May as part of the next publication of documents.

Agree/ disagree



Dr Grant Klinkum
Pouwhakahaere/Chief Executive
12 April 2022



Hon Chris Hipkins
Minister of Education
..13../.04../.2020

Final 2021 NCEA and University Entrance attainment statistics

Purpose of Report

1. The final 2021 NCEA and University Entrance (UE) attainment statistics are now available. This report provides a high-level overview of these statistics, broken down by school decile band, ethnicity and gender. Next steps for public release of the statistics are also discussed.
2. The Ministry of Education has been consulted on this briefing.
3. It is recommended that this briefing is forwarded to all associate education ministers.

Background

4. A briefing on the provisional 2020 NCEA and UE attainment statistics was provided to you on 18 January 2022¹ [CR23498 refers].
5. A follow up briefing with further analysis on the impact of the COVID-19 mitigations on 2021 NCEA and UE attainment was provided to you on 25 March 2022 ²[CR24090 refers], based on the provisional attainment data.
6. These briefings reported that the COVID-19 related modifications to NCEA and UE were largely successful in supporting students to achieve in 2021, and that:
 - overall attainment in 2021 was lower than 2020, but similar or higher than 2019;
 - there was a decline in attainment from 2020 for Māori and Pacific students but levels were similar to or better than 2019 levels;
 - attainment trends for those regions most affected by COVID-19, and for the rest of New Zealand, have largely been maintained.

Overall national attainment

7. NCEA and UE attainment data is not finalised until April each year. This is because we allow for summer school results to be reported, schools can submit late results until the end of February, and students have an opportunity to apply for reviews and reconsiderations of their externally assessed results.
8. 2021 is the second year there have been COVID-19 related modifications made to NCEA and UE. Outside of Auckland, Waikato and Northland (the most impacted regions), the 2021 COVID-19 related modifications for NCEA were lower than in 2020, and no modifications were made to UE for students in the rest of New Zealand. Appendix 1 summarises the COVID-19 changes to NCEA and UE for 2021.

¹ CR23498 Provisional 2021 Enrolment based NCEA and University Entrance National Attainment Statistics, 18 January 2022

² CR24090 Review 2021 COVID-19 mitigations and 2022 Approach, 25 March 2022

NCEA and University Entrance

9. The 2021 final enrolment-based statistics show that overall national attainment of NCEA is lower than 2020, but similar or higher than 2019, with the exception of Year 11 NCEA Level 1. Year 11 NCEA Level 1 attainment has been decreasing steadily since 2017 except for a slight increase between 2019 and 2020. This is consistent with a trend of schools, particularly in the higher deciles in recent years, moving away from offering a full NCEA Level 1 programme to Year 11s and rather focussing on a two-year pathway to achieving NCEA Level 2 in Year 12.

10. The 2021 final attainment statistics are as follows:

Year 11 NCEA Level 1

Year	Achieved (n)	Achieved (%)	Total Students	Difference from 2020	Difference from 2019
2019	43,065	70.6%	60,982		
2020	43,835	71.8%	61,046		
2021	43,071	69.2%	62,261	-2.6pp	-1.4pp

Year 12 NCEA Level 2

Year	Achieved (n)	Achieved (%)	Total Students	Difference from 2020	Difference from 2019
2019	42,677	77.5%	55,101		
2020	45,100	80.1%	56,292		
2021	44,386	77.9%	56,986	-2.2pp	+0.4pp

Year 13 NCEA Level 3

Year	Achieved (n)	Achieved (%)	Total Students	Difference from 2020	Difference from 2019
2019	31,165	67.3%	46,304		
2020	33,597	72.1%	46,598		
2021	33,961	70.5%	48,158	-1.6pp	+3.2pp

Year 13 University Entrance

Year	Achieved (n)	Achieved (%)	Total Students	Difference from 2020	Difference from 2019
2019	22,832	49.3%	46,304		
2020	24,901	53.4%	46,598		
2021	24,982	51.9%	48,158	-1.5pp	+2.6pp

11. Figure 1 below gives a ten-year view of NCEA and UE attainment.

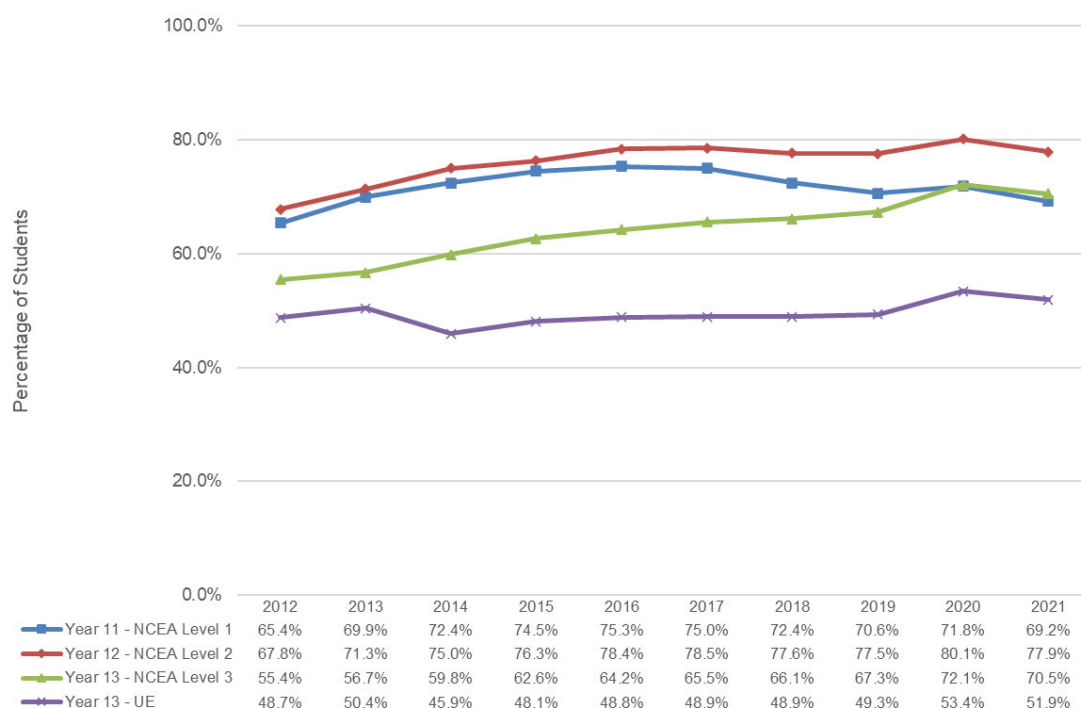


Figure 1: Enrolment-based NCEA and UE attainment 2011 - 2021

National attainment by decile band, ethnicity and gender

12. Appendix 2 figures 1 to 12 provide a more detailed breakdown of attainment for the last 10 years including by decile band, ethnicity and gender.

Decile band – Figures 1-4

13. In 2021, Year 11 Level 1 attainment was lower across all decile bands than in 2020 but slightly higher than 2019 for decile bands 1-3 and 4-7 (1.1 and 1.2 percentage points higher in 2021 compared to 2019 respectively). It was lower than 2019 for decile band 8-10 (5.2 pp lower). As mentioned in paragraph 9, this is reflective of an existing trend of higher decile schools moving away from offering a full NCEA Level 1 programme to their Year 11 learners.

14. In 2021, Year 12 NCEA Level 2 attainment was lower across all decile bands than in 2020 but slightly higher than in 2019 across all bands.

15. Year 13 NCEA Level 3 attainment also decreased across all decile bands in 2021 from 2020 levels with the lowest decrease for decile band 8-10 schools (0.2 pp). Year 13 University Entrance attainment decreased across all decile bands in 2021 from 2020 levels. Levels of attainment were still higher in both of these than in 2019 across all bands.

Ethnicity – Figures 5-8

16. In 2021, Year 11 Level 1 attainment decreased for all ethnicities.
17. In 2021, Year 12 Level 2 attainment decreased for Māori and European students (by 3.6 pp and 2.0 pp respectively). The decrease for Pacific students was greater (5.6 pp) but their 2021 attainment is slightly above 2019 levels (0.2 pp). 2021 Year 12 Level 2 attainment of Asian students increased by 1.1 pp on 2020.
18. Year 13 Level 3 attainment decreased for all ethnicities compared with 2020 but was well above 2019 levels for all ethnicities. Year 13 University Entrance attainment also decreased across all ethnicities in 2021 but was well above 2019 levels across all ethnicities.

Gender – Figures 9-12

19. In 2021, Year 11 Level 1 attainment decreased for both males and females (by 2.6 percentage points each).
20. In 2021, Year 12 Level 2 attainment decreased for both genders (by 2.6 pp for females and 1.8 pp for males). Compared with 2019, attainment for females was 0.4 pp lower in 2021, and attainment for males was 1.3 pp higher in 2021.
21. Year 13 NCEA Level 3 attainment also decreased for both genders in 2021 compared with 2020 but was well above 2019 levels for both genders. Year 13 University Entrance attainment was lower for both genders in 2021 but higher than 2019. The gap in UE attainment between genders in 2021 was 12.2 pp. This gap has not narrowed over the last 10 years in contrast to the Year 13 NCEA L3 attainment gap between genders which has closed (the gap was 7.2 pp in 2021 compared with 14.3 pp in 2012).

Next steps

22. These statistics are scheduled to be released on NZQA's website on 4 May 2022. Communications for the release will be provided to your office.
23. NZQA will publish an Annual Report on NCEA, University Entrance and New Zealand Scholarship Data and Statistics in June 2022. You will be provided with a cover briefing and a draft copy of the report in late May 2022.
24. In terms of other 2021 attainment statistics, the Ministry of Education will be briefing you on their 2021 School Leavers data and is planning for a June release of their School Leaver data products on the Ministry's Education Counts website.

COVID-19: NCEA and University Entrance changes for 2021

Changes to NCEA and University Entrance (UE) gave students a fair opportunity to achieve qualifications and awards despite the disruption to teaching, learning and assessment from COVID-19, while preserving the integrity of NCEA and UE. These changes applied only for 2021.

The changes were:

- Students working towards an NCEA could gain additional Learning Recognition Credits, based on the number of credits they achieved during the 2021 school year. For every 5 credits a student achieved towards their NCEA through internal or external assessment, they could be awarded an additional 1 credit. Students at NCEA Level 1 were eligible for up to a maximum of 8 (16 for Auckland, 10 for Waikato and Northland) additional credits while those at Levels 2 or 3 were eligible for up to a maximum of 6 (12 for Auckland, 8 for Waikato and Northland) additional credits. These were known as Learning Recognition (LR) credits.
- Students in Auckland were awarded a certificate endorsement if they achieved 44 credits (46 for Waikato and Northland) at Merit or Excellence level, rather than the usual 50. Students in Auckland, Waikato and Northland achieving 12 credits at Merit or Excellence level in a course – rather than 14 – were awarded a course endorsement.
- UE requirements were reduced to 12 credits in three UE-approved subjects, from 14 credits in each of three approved subjects for students in Auckland, Waikato and Northland. Students still needed to attain NCEA Level 3 and meet the literacy and numeracy requirement to be awarded University Entrance.
- A UEG event was declared for Auckland, Northland and Waikato. Where possible, students were expected to attend exams. However, for students in Auckland, Waikato or Northland, NZQA calculated a student's final grade based on whichever was higher – the unexpected event grade supplied by the school, or the grade earned in the exam. If the student did not sit the exam, they receive the grade supplied by the school.

Enrolment-based national NCEA and UE attainment by decile band 2011 – 2021

Figure 1: Year 11 NCEA Level 1

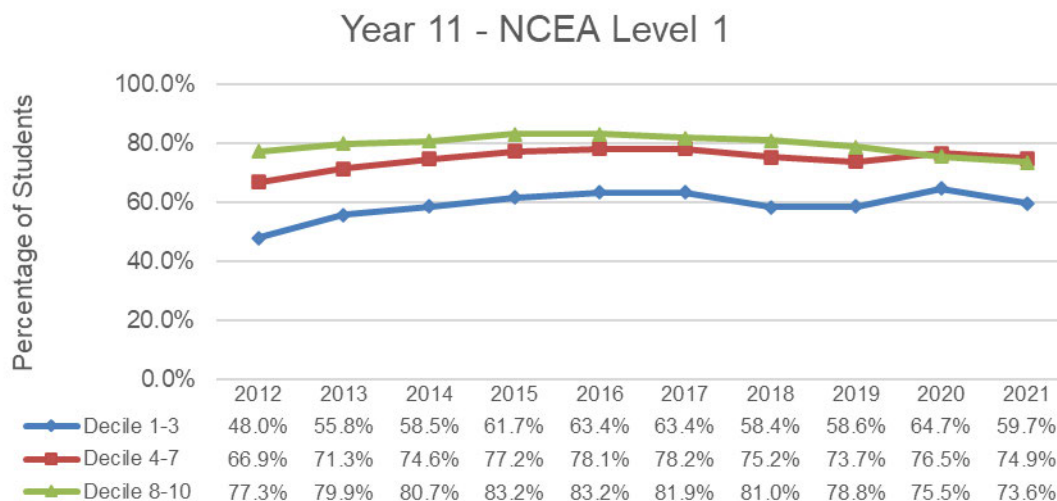


Figure 2: Year 12 NCEA Level 2

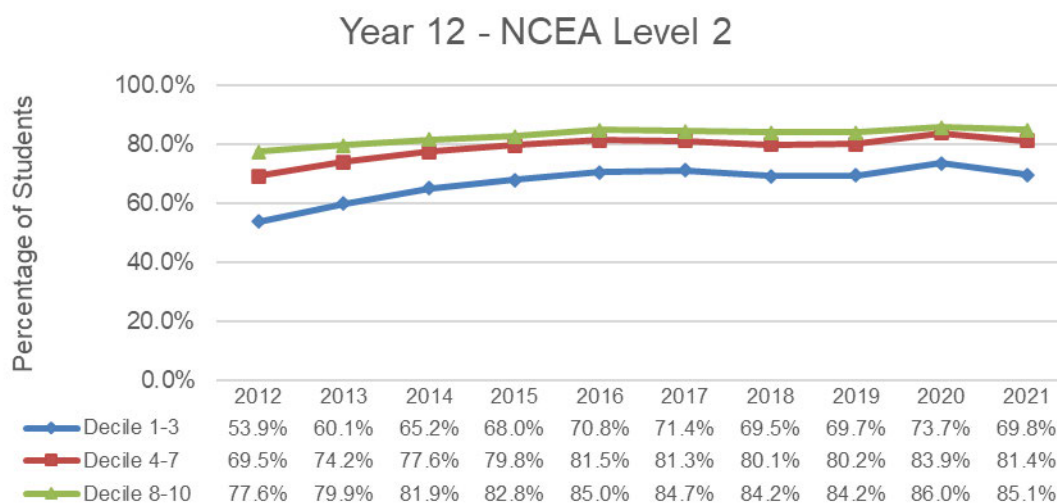


Figure 3: Year 13 NCEA Level 3

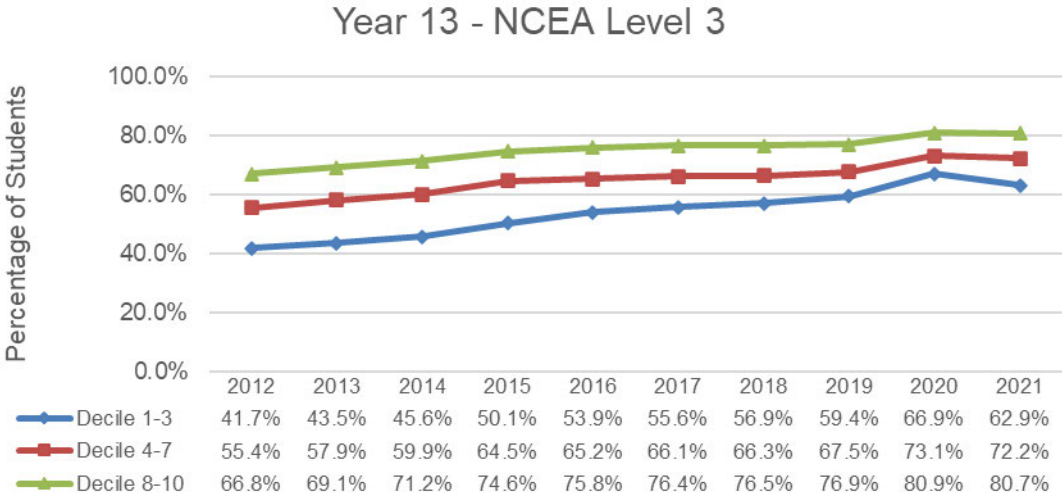
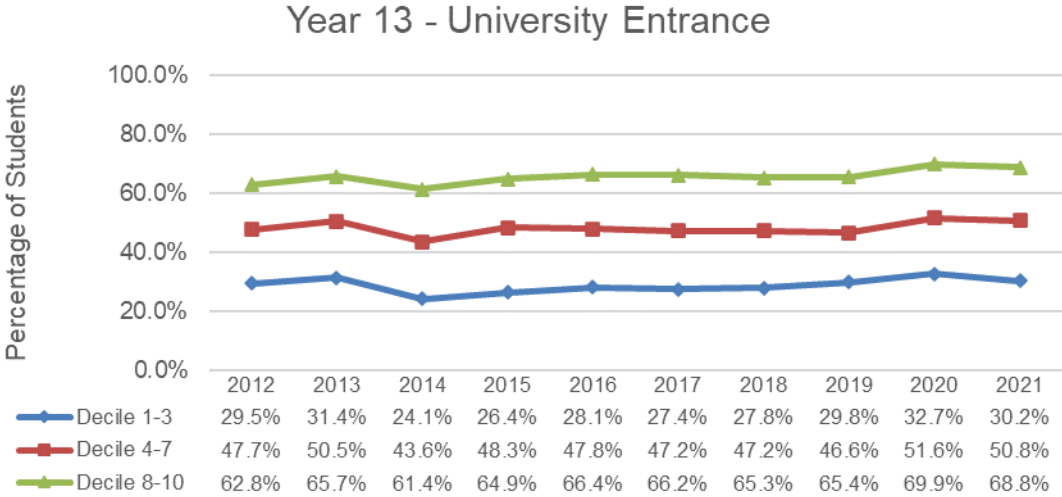


Figure 4: Year 13 University Entrance



Enrolment-based national NCEA and UE attainment by ethnicity 2011 – 2021

Figure 5: Year 11 NCEA Level 1

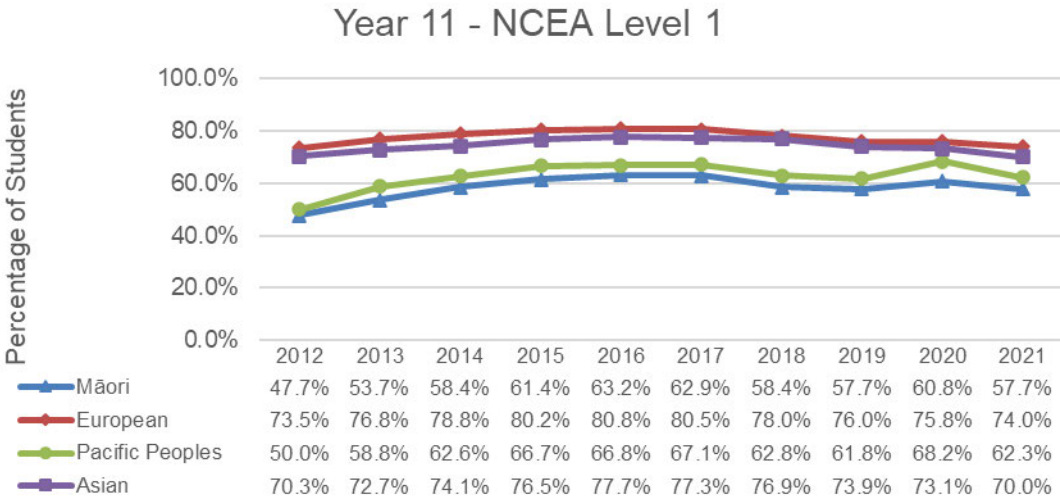


Figure 6: Year 12 NCEA Level 2

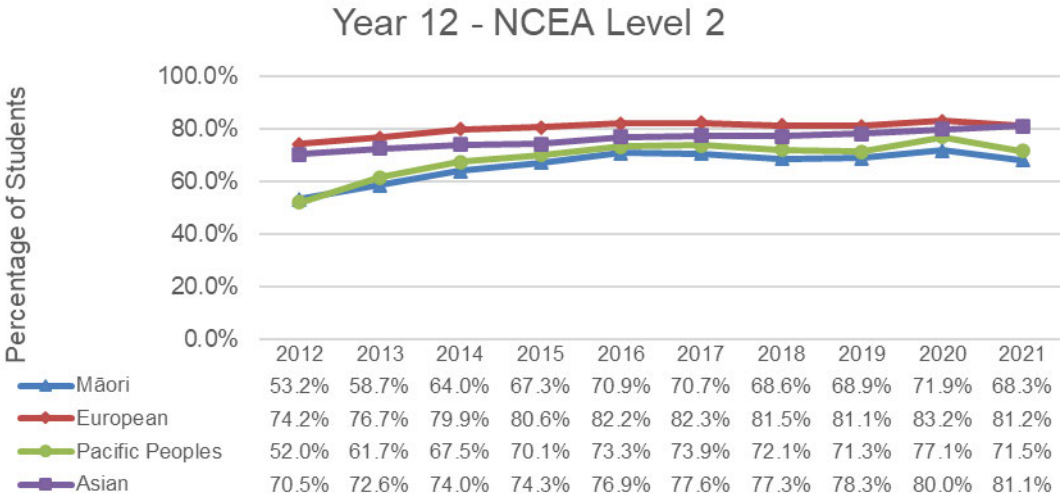


Figure 7: Year 13 NCEA Level 3

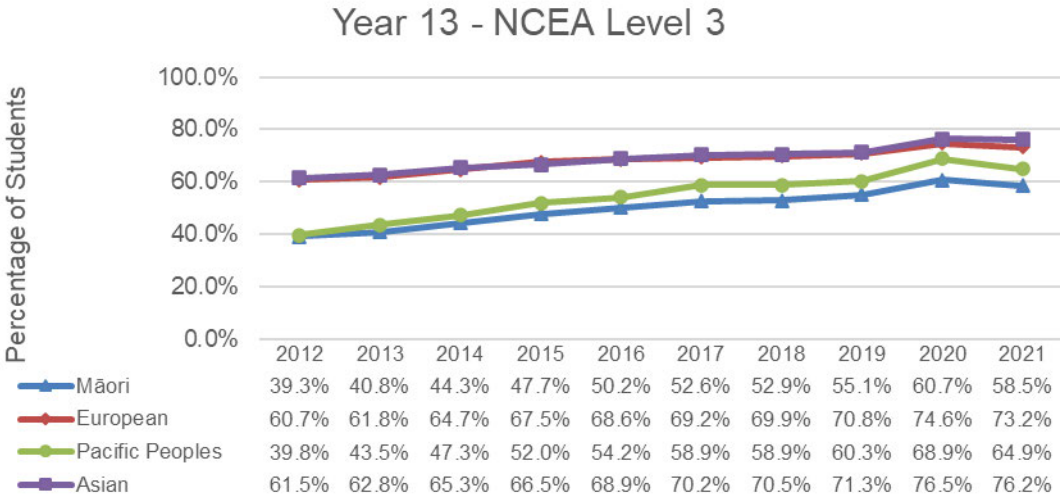
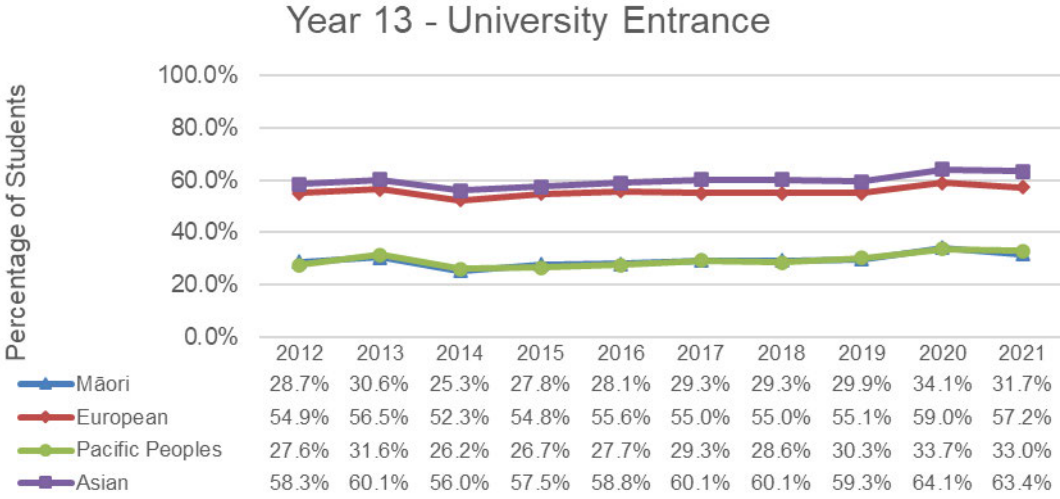


Figure 8: Year 13 University Entrance



Enrolment-based national NCEA and UE attainment by gender 2011 – 2021

Figure 9: Year 11 NCEA Level 1

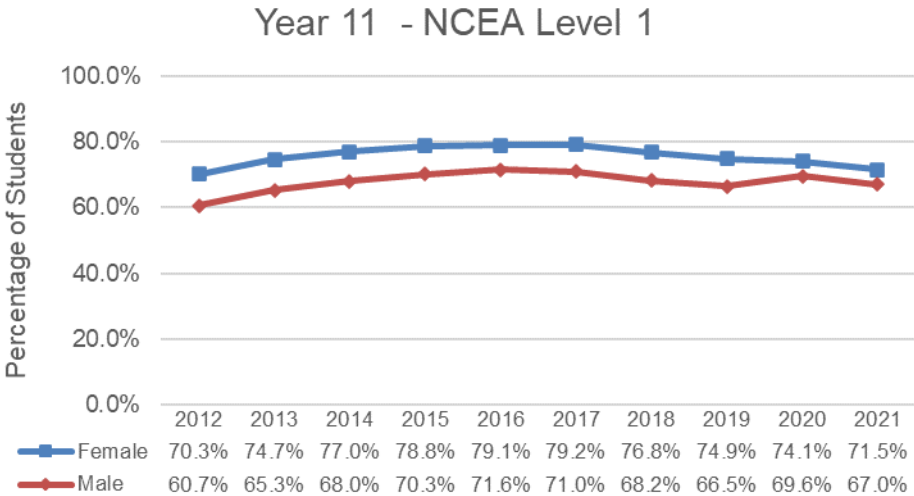


Figure 10: Year 12 NCEA Level 2

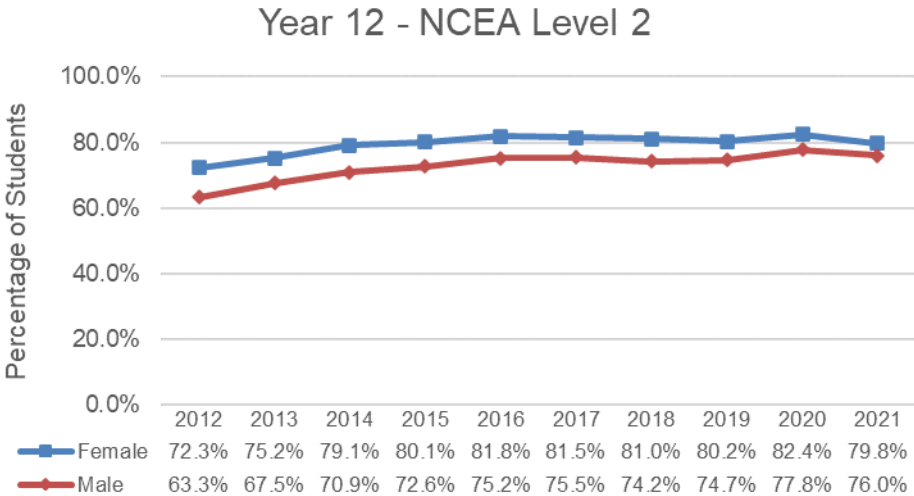


Figure 11: Year 13 NCEA Level 3

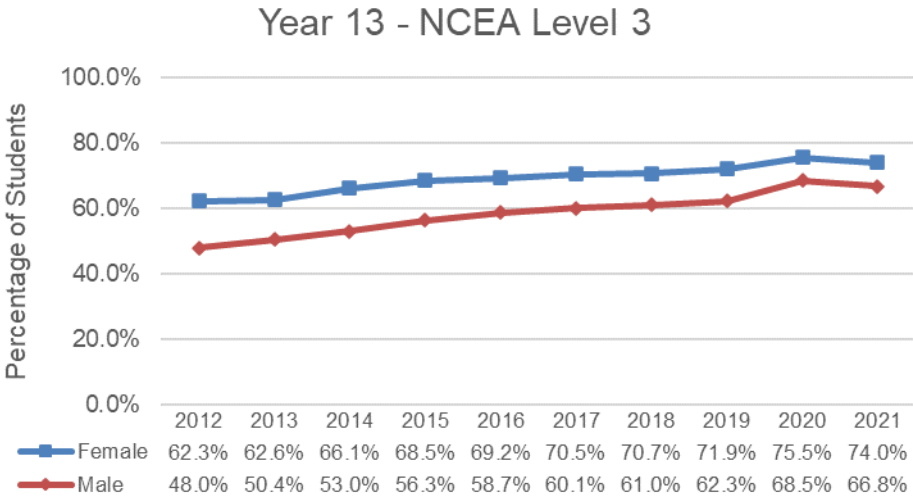


Figure 12: Year 13 University Entrance

