

NCEA Online 2020 – Student Experience

NCEA Online 2020 Overview

- Overall, students continue to be very positive about completing exams online, with 97% of 2020 survey respondents (24.38% response rate) reporting a positive experience.
 - 22,475 unique students participated* in NCEA Online in 2020.
 - In 2020 NZQA offered 58 digital exams in 21 subjects.
 - In 2020 **22,475** students participated in at least one of the digital exams, from 276 schools.
 - 7,995 of the **22,475** students who participated in at least one digital exam in 2020 had also participated in at least one digital exam in 2019.
 - 1,596 of the **22,475** students who participated in at least one digital exam in 2020 had also participated in at least one digital exam in both 2019 and 2018.
 - Since 2016, 35,918 students have participated in digital examinations.
- * Student participation is defined as a student who has a digitally assessed result (Not Achieved, Achieved, Merit, or Excellence).

Participation in Digital Examination

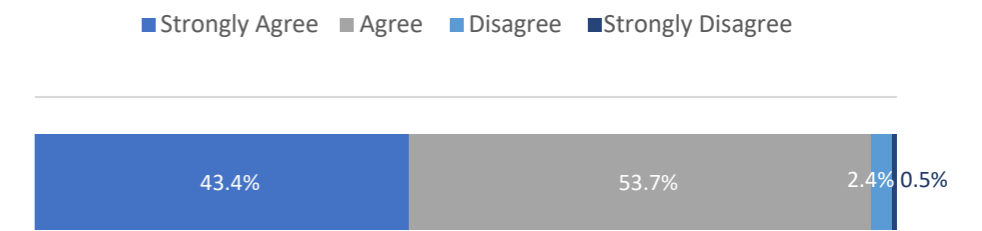
Of the 83,446 total digital entries,

- 55.3% had an assessed digital result
- 15.9% had an assessed paper result
- 28.8% had either a Paper or Digital Void/ Absent result. (i.e. did not attempt the standard or were absent for the exam), with void results making up 11.5% of total digital entries.
- Results for students affected by technical issues were the higher of their marked response or their school-supplied Unexpected Event Grade.
- Almost 81% of respondents say they had no problems with the digital examination.
- 14.1% of respondents say they encountered network problems, and 5.2% say they encountered problems with the device they were using.

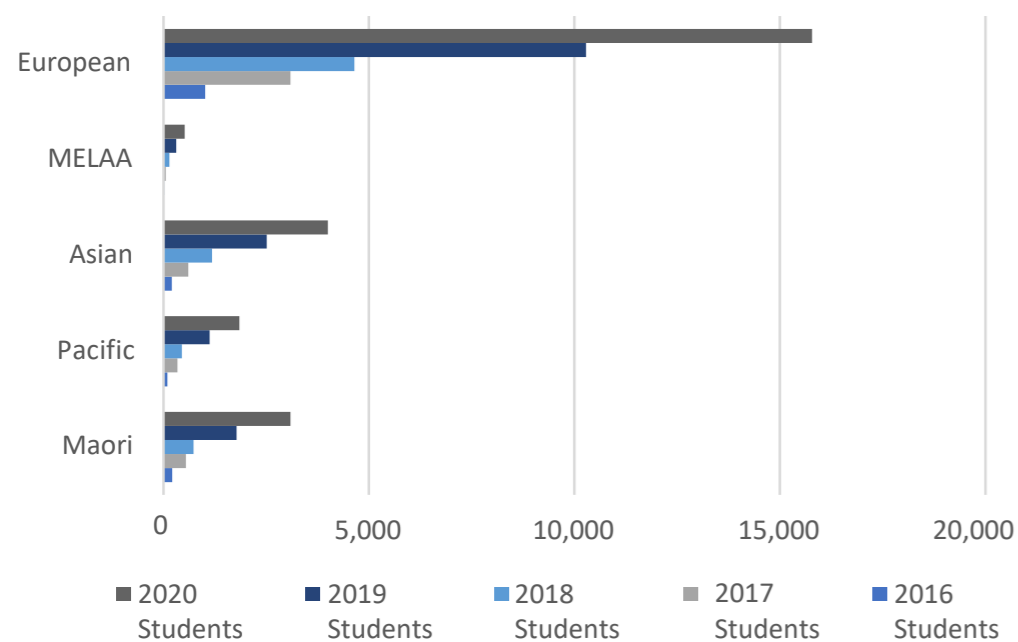
IT WAS EASY TO FIND MY WAY AROUND THE DIGITAL EXAM



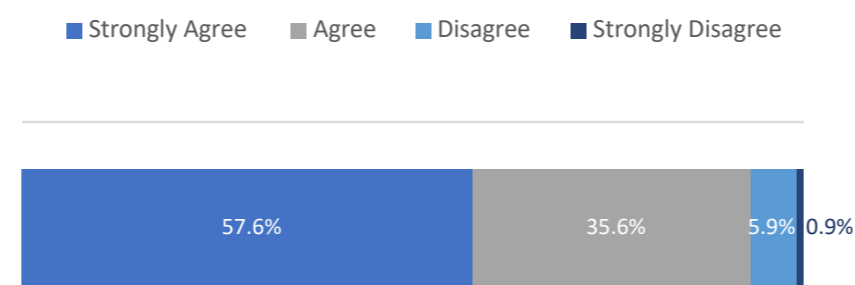
OVERALL, I FOUND DOING THIS EXAM DIGITALLY WAS A POSITIVE EXPERIENCE



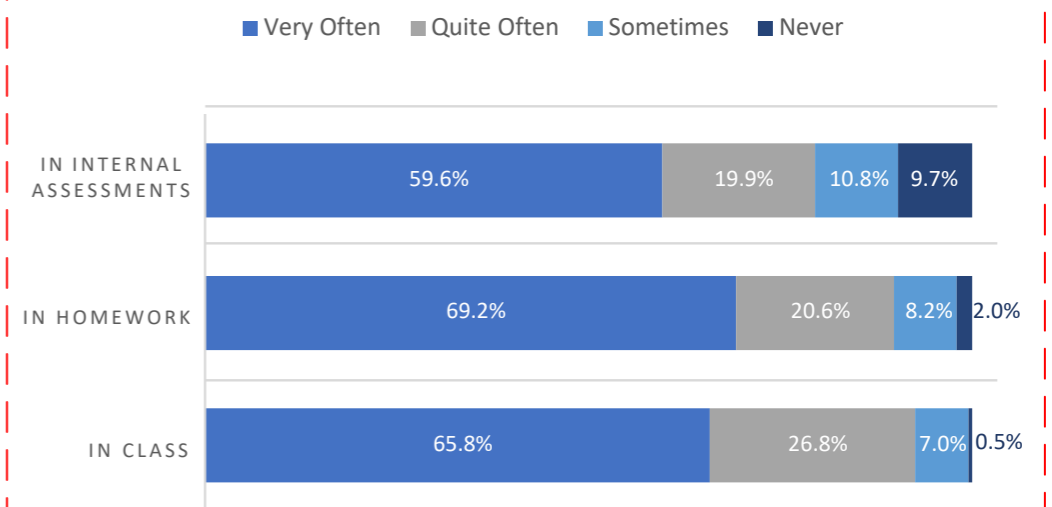
Student Participation by Ethnicity



I PREFERRED COMPLETING THE EXAM DIGITALLY RATHER THAN ON PAPER



HOW OFTEN IS DIGITAL TECHNOLOGY USED IN YOUR LEARNING



NCEA Online 2020 – School Participation

2020 Key Points

- 276 schools participated* in NCEA Online exams in 2020
- 86 new schools participated in 2020 (new is defined as not having an assessed result in a digital exam in any year 2016-2019).
- Schools are participating across all decile ranges, though there are proportionally more digital results coming from higher decile schools, which tend to be larger than lower decile schools.
- Participating schools come from all around the country.
- In the Nelson region, 100% of providers who participated in external examinations had digital exam results. For the Otago region, this figure was over 80%.
- Since 2016, 298 schools have participated in at least one NCEA Online exam.

*Student participation is defined as a student who has a digitally assessed result (Not Achieved, Achieved, Merit, or Excellence).

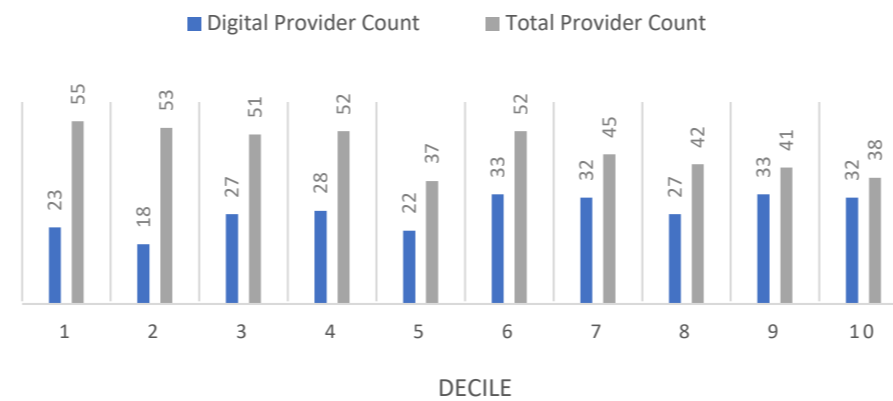
NZQA and N4L Support for Schools

- 208 schools took up the Network Assurance Check with Network for Learning (N4L) assistance.
- N4L also monitored the digital exams in real time, making calls to support 27 schools during the exam period.

Of the 1319 calls handled by NZQA's Exam Helpline over the 18 days of the exam period:

- **827 calls (63%)** were resolved by a NCEA Tier 1 Helpline Agent.
- **492 calls (37%)** were transferred to a NCEA Tier 2 specialist.
- **51 calls (4%)** ended with hang up.
- Average speed to answer was 24 secs.
- Average talk time was 3 mins 23 secs.

SCHOOL EXTERNAL EXAM PARTICIPATION BY DECILE



In 2020:

5.8% of all Externally Assessed Results were Digital.

17.5% of all Externally Assessed Results in Digitally Eligible Externals were Digital Results.

17.9% of Māori students and **16.1%** of Pacific students who have an Externally Assessed Result in Digitally Eligible Externals have at least 1 Digital Externally Assessed Result.

17.7% of **students** who have at least 1 Externally Assessed Result, have at least 1 Digital Externally Assessed Result.

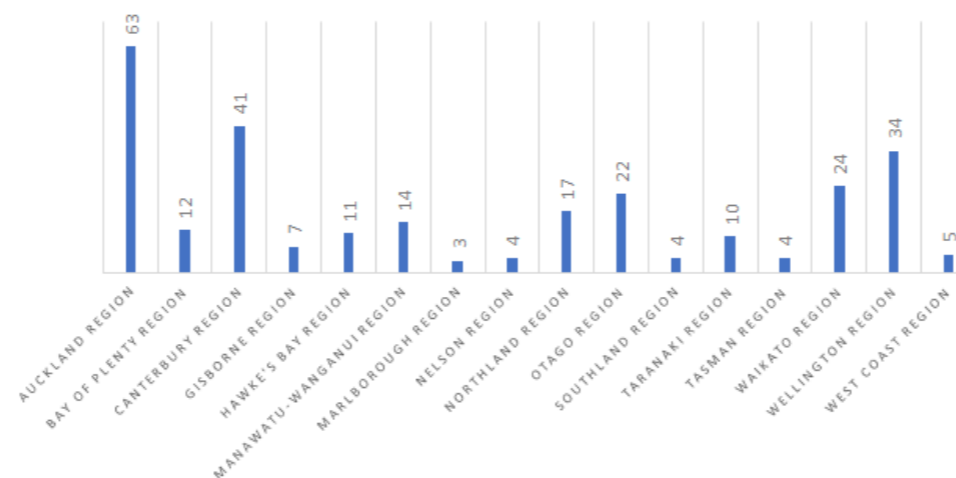
Results by NCEA Level:

46.0% of Externally Assessed Digital Results were from **Level 1**.

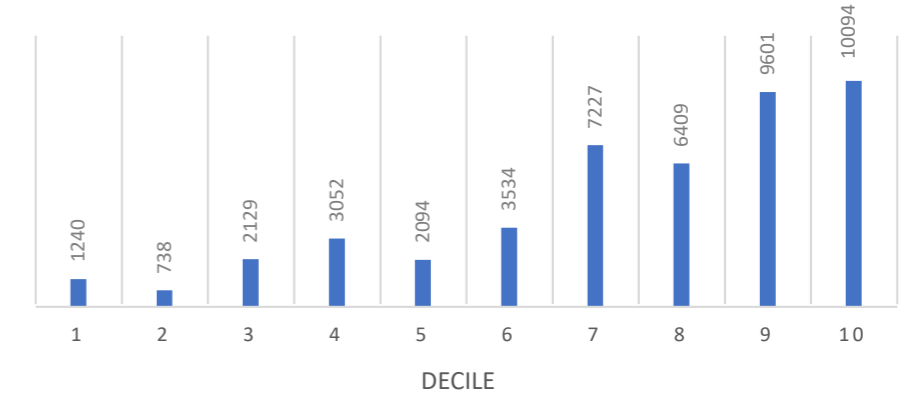
34.8% of Externally Assessed Digital Results were from **Level 2**.

19.2% of Externally Assessed Digital Results were from **Level 3**.

COUNT OF DIGITAL SCHOOLS BY REGION



NUMBER OF DIGITALLY ASSESSED RESULTS BY DECILE

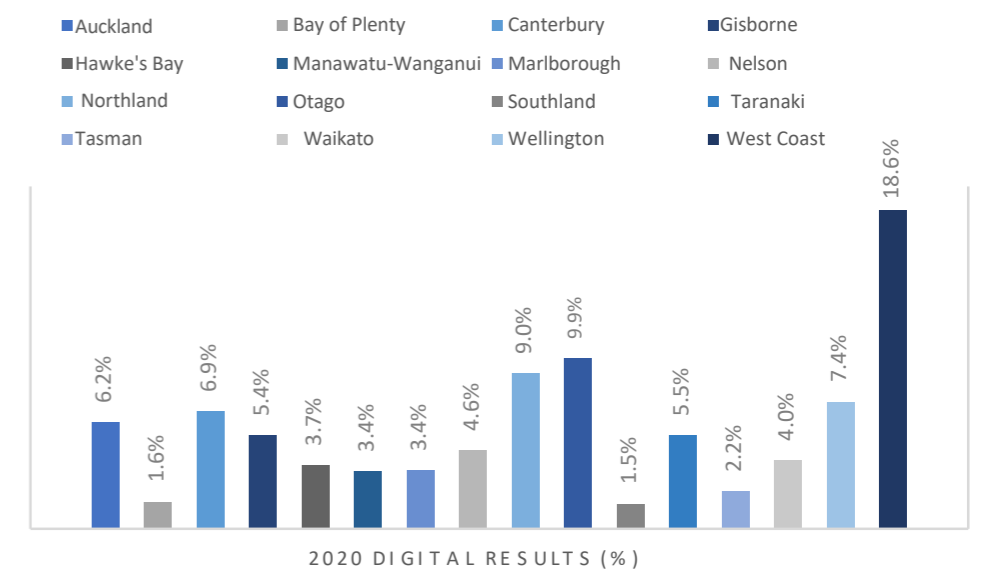


School Examination Arrangements

What device did you use to complete this digital exam, school provided or your own device?

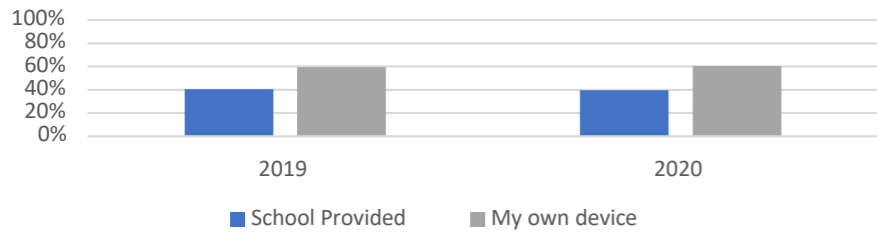
SCHOOL PROVIDED	39.5%
OWN DEVICE	60.5%

PERCENTAGE OF DIGITALLY ASSESSED RESULTS AGAINST TOTAL EXAM RESULTS BY REGION

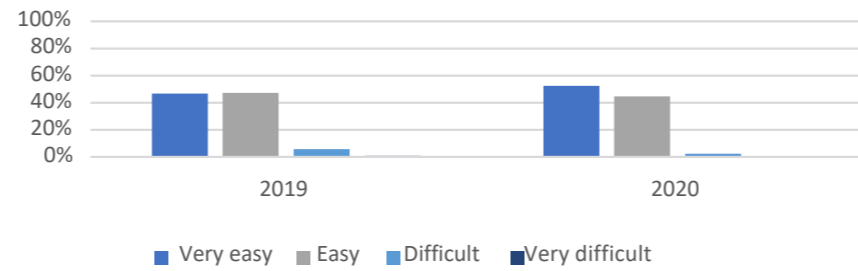


NCEA Online Comparison 2019-2020

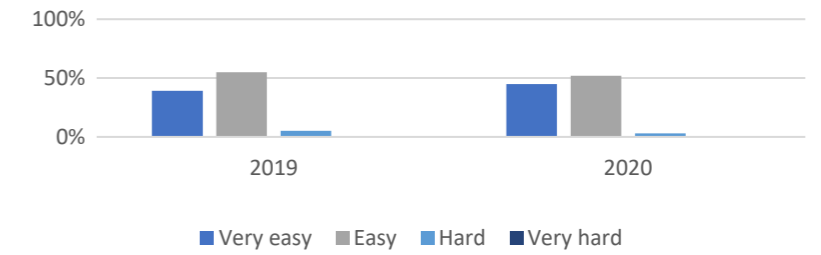
What device did you use to complete this digital exam?



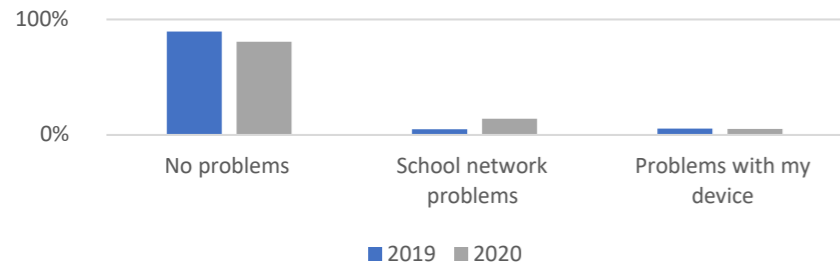
How easy did you find entering your answers into the digital exam?



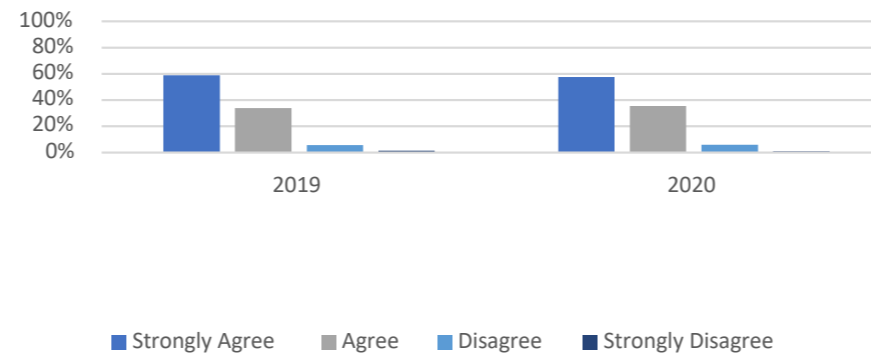
How easy was it to find your way around the digital exam?



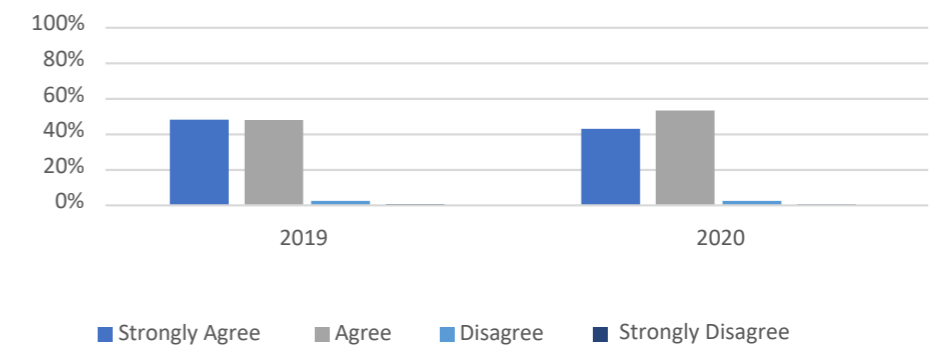
Did you experience any connection or device problems in this digital exam?



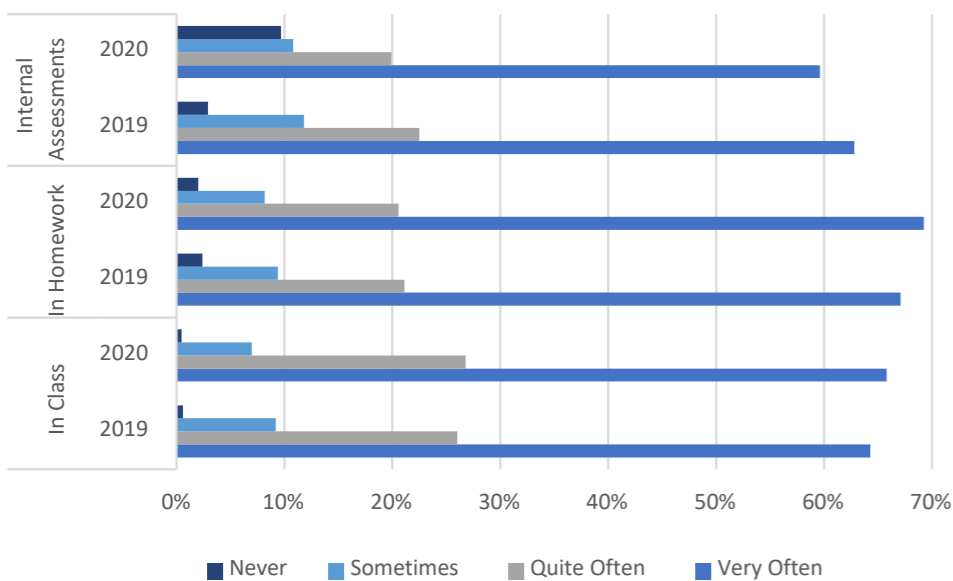
I preferred completing the exam digitally rather than on paper.



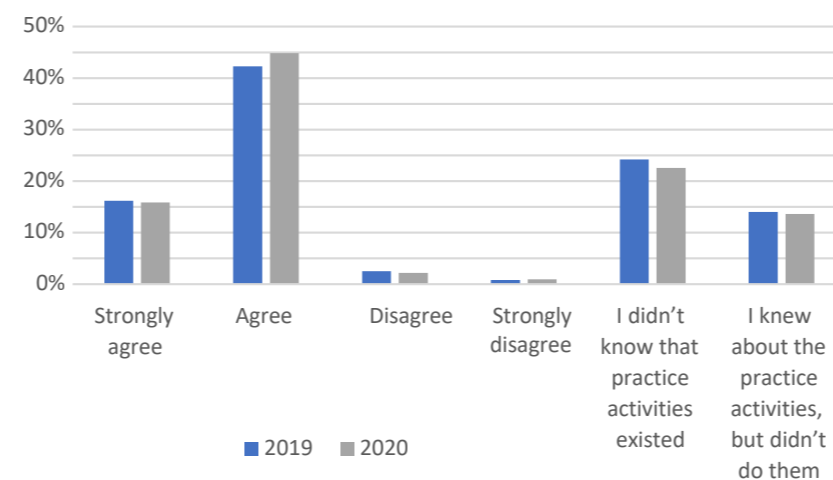
Overall, I found doing this exam digitally was a positive experience



For this subject, how often is technology used in your learning?



I found the practice activities useful in my preparation for my digital exam



Decile Participation in Digital Exams

