



TĪKAROHIA TE MARAMA REALISE YOUR POTENTIAL

Assessment Support Materials

# ENVIRONMENT MĀORI



Mana Tohu Mātauranga o Aotearoa  
New Zealand Qualifications Authority



Māori Qualifications Services  
Te Ohu Tohu Mātauranga Māori



## Contents

UNIT STANDARD 6137 (VERSION 9).....	4
UNIT STANDARD 6138 (VERSION 8).....	11
UNIT STANDARD 6139 (VERSION 9).....	16
UNIT STANDARD 15976 (VERSION 6).....	21
UNIT STANDARD 6141 (VERSION 8) .....	25
UNIT STANDARD 6142 (VERSION 8).....	30



## MĀORI ENVIRONMENTAL PRACTICES

### UNIT STANDARD 6137 (VERSION 9)

Describe tapu, noa and mana in relation to the way Māori  
interact with te taiao

(Level 1, Credits 3)

# ĀKONGA BOOKLET

Name/Ingoa	
Provider/School/Kura	
Assessor/Kaiako	
NSN Number	



Mana Tohu Mātauranga o Aotearoa  
New Zealand Qualifications Authority



Māori Qualifications Services  
Te Ohu Tohu Mātauranga Māori



## Māori Environmental Practices

Tēnā koe

This is your assessment booklet for Environment Māori unit standard:

**6137, Describe tapu, noa and mana in relation to the way Māori interact with te taiao.**

### Assessment Criteria

#### Paetae/ Achieved

There are **two** assessment tasks for this standard that you must correctly complete to gain credits for this standard.

### Things to know

All work you do for an assessment must be:

- Produced by you
- Written/ typed in your own words
- Information taken from different sources should be referenced
- When participating in group work, you will need to identify work completed by you
- Be sure to ask your kaiako if you need further clarification on the assessment task.

# ĀKONGA ASSESSMENT TASK

NAME

DATE

## Assessment Task 1

Outcome 1: Describe tapu and noa in relation to the way Māori interact with te taiao.

1.1 Describe tapu and noa in relation to the way Māori interact with te taiao.

1.2 Identify and describe **two** local examples of tapu and noa in relation to the way Māori interact with te taiao.

**Example 1**

**Example 2**

## Assessment Task 2

Outcome 2: Describe mana in relation to the way Māori interact with te taiao.

- 2.1 Describe mana atua, mana whenua and mana tūpuna in relation to the way Māori interact with te taiao.

<b>Mana atua</b>
<b>Mana whenua</b>
<b>Mana tūpuna</b>

- 2.2 Identify and describe a local example of mana atua, mana whenua and mana tūpuna in relation to the way Māori interact with te taiao.

<b>Mana atua</b>
<b>Mana whenua</b>
<b>Mana tūpuna</b>




2.3 Explain the way mana atua, mana whenua and mana tūpuna each influence the way Māori interact with te taiao.

<b>Mana atua influences</b>
<b>Mana whenua influences</b>
<b>Mana tūpuna influences</b>

## References

## Notes





## MĀORI ENVIRONMENTAL MANAGEMENT

### UNIT STANDARD 6138 (VERSION 8)

Explain the role of whakataukī in relation to how Māori manage  
te taiao

(Level 1, Credits 2)

# ĀKONGA BOOKLET

Name/Ingoa	
Provider/School/Kura	
Assessor/Kaiako	
NSN Number	



Mana Tohu Mātauranga o Aotearoa  
New Zealand Qualifications Authority



Māori Qualifications Services  
Te Ohu Tohu Mātauranga Māori



## Māori Environmental Management

Tēnā koe

This is your assessment booklet for Environment Māori unit standard:

**6138, Explain the role of whakataukī in relation to how Māori manage te taiao.**

### Assessment Criteria

#### Paetae/ Achieved

There are **two** assessment tasks for this standard that you must correctly complete to gain credits for this standard.

### Things to know

All work you do for an assessment must be:

- Produced by you
- Written/ typed in your own words
- Information taken from different sources should be referenced
- When participating in group work, you will need to identify work completed by you
- Be sure to ask your kaiako if you need further clarification on the assessment task.

# ĀKONGA ASSESSMENT TASK

NAME

DATE

## Assessment Task 1

Outcome 1: Explain **two** whakataukī that depict a Māori view of te taiao.

1.1 Identify **two** whakataukī that depict a Māori view of te taiao.

**Whakataukī 1**

**Whakataukī 2**

1.2 Explain **two** whakataukī in terms of their relationship with the Māori view of te taiao.


**Explanation 1**

**Explanation 2**

## Assessment Task 2

Outcome 2: Explain **one** local whakataukī that depicts a local, whānau, hapū and/or iwi view of te taiao.

- 2.1 Identify **one** whakataukī that depicts a local, whānau, hapū, and/or iwi view of te taiao.




- 2.2 Explain the whakataukī in terms of its relationship with the local, whānau, hapū and/or iwi view of te taiao.



## References

## Notes





## MĀORI ENVIRONMENTAL PRACTICES

### UNIT STANDARD 6139 (VERSION 9)

Describe aroha in relation to the way Māori interact with te taiao  
(Level 1, Credits 2)

# ĀKONGA BOOKLET

Name/Ingoa	
Provider/School/Kura	
Assessor/Kaiako	
NSN Number	





## Māori Environmental Practices

Tēnā koe

This is your assessment booklet for Environment Māori unit standard:

**6139, Describe aroha in relation to the way Māori interact with te taiao.**

### Assessment Criteria

#### Paetae/ Achieved

There are **two** assessment tasks for this standard that you must correctly complete to gain credits for this standard.

### Things to know

All work you do for an assessment must be:

- Produced by you
- Written/ typed in your own words
- Information taken from different sources should be referenced
- When participating in group work, you will need to identify work completed by you
- Be sure to ask your kaiako if you need further clarification on the assessment task.

# ĀKONGA ASSESSMENT TASK

NAME

DATE

## Assessment Task 1

Outcome 1: Describe aroha in relation to the way Māori interact with te taiao.

1.1 Describe aroha in relation to the way Māori interact with te taiao.

1.2 Describe **two** local examples of aroha and how they relate to the way Māori interact with te taiao.


**Example 1**

**Example 2**

## Assessment Task 2


Outcome 2: Describe aroha in relation to a local, whānau, hapū and/or iwi and how they take care of te taiao.

2.1 & 2.2 Describe and explain the importance of aroha in relation to a local whānau, hapū, and/or iwi; and how they take care of te taiao.



## References

## Notes





## MĀORI ENVIRONMENTAL PRACTICES

### UNIT STANDARD 15976 (VERSION 6)

Identify and explain te taiao occurrences in a local context  
using pūrākau and waiata

(Level 1, Credits 2)

# ĀKONGA BOOKLET

Name/Ingoa	
Provider/School/Kura	
Assessor/Kaiako	
NSN Number	



## Māori Environmental Practices

Tēnā koe

This is your assessment booklet for Environment Māori unit standard:

**15976, Identify and explain te taiao occurrences in a local context using pūrākau and waiata.**

### Assessment Criteria

#### Paetae/ Achieved

There are **two** assessment tasks for this standard that you must correctly complete to gain credits for this standard.

### Things to know

All work you do for an assessment must be:

- Produced by you
- Written/ typed in your own words
- Information taken from different sources should be referenced
- When participating in group work, you will need to identify work completed by you
- Be sure to ask your kaiako if you need further clarification on the assessment task.

# ĀKONGA ASSESSMENT TASK

NAME

DATE

## Assessment Task 1

Outcome 1: Identify te taiao occurrences recalled in **one** waiata and **one** pūrākau.


1.1 & 1.2 Identify, describe and explain a pūrākau and waiata in its account of te taiao occurrences.

<b>Name of pūrākau</b>
<b>In the pūrākau account, describe and explain te taiao occurrence.</b>
<b>Name of waiata</b>
<b>In the waiata account describe and explain te taiao occurrences.</b>


## Assessment Task 2

Outcome 2: Explain te taiao occurrences that have been retold through the oral traditions of pūrākau and waiata.

- 2.1 Identify and explain a recount of te taiao occurrences in the selected pūrākau and/or waiata.



- 2.2 Explain the impact of te taiao occurrences on Māori.



## References





## MĀORI ENVIRONMENTAL PRACTICES

### UNIT STANDARD 6141 (VERSION 8)

Describe whanaungatanga in relation to how Māori interact and  
take care of te taiao

(Level 2, Credits 3)

# ĀKONGA BOOKLET

Name/Ingoa	
Provider/School/Kura	
Assessor/Kaiako	
NSN Number	



## Māori Environmental Practices

Tēnā koe

This is your assessment booklet for Environment Māori unit standard:

**6141, Describe whanaungatanga in relation to how Māori interact and take care of te taiao.**

### Assessment Criteria

#### Paetae/ Achieved

There are **two** assessment tasks for this standard that you must correctly complete to gain credits for this standard.

### Things to know

All work you do for an assessment must be:

- Produced by you
- Written/ typed in your own words
- Information taken from different sources should be referenced
- When participating in group work, you will need to identify work completed by you
- Be sure to ask your kaiako if you need further clarification on the assessment task.

# ĀKONGA ASSESSMENT TASK

NAME

DATE

## Assessment Task 1

Outcome 1: Describe whanaungatanga in relation to how Māori interact with te taiao.


- 1.1 Describe the importance of whanaungatanga in relation to how Māori interact with te taiao.

- 1.2 Describe a local example of whanaungatanga and how it relates to local Māori interaction with te taiao.

## Assessment Task 2

Outcome 2: Describe whanaungatanga in relation to how local Māori take care of te taiao.

2.1 Describe whanaungatanga in relation to how local Māori take care of te taiao.




2.2 Describe the importance of whanaungatanga in relation to how local Māori take care of te taiao.



## References

## Notes





## MĀORI ENVIRONMENTAL PRACTICES

### UNIT STANDARD 6142 (VERSION 8)

Explain kaitiakitanga in relation to the way Māori  
interact with te taiao

(Level 3, Credits 4)

# ĀKONGA BOOKLET

Name/Ingoa	
Provider/School/Kura	
Assessor/Kaiako	
NSN Number	



## Māori Environmental Practices

Tēnā koe

This is your assessment booklet for Environment Māori unit standard:

**6142, Explain kaitiakitanga in relation to the way Māori interact with te taiao.**

### Assessment Criteria

#### Paetae/ Achieved

There are **two** assessment tasks for this standard that you must correctly complete to gain credits for this standard.

### Things to know

All work you do for an assessment must be:

- Produced by you
- Written/ typed in your own words
- Information taken from different sources should be referenced
- When participating in group work, you will need to identify work completed by you
- Be sure to ask your kaiako if you need further clarification on the assessment task.

## ĀKONGA ASSESSMENT TASK

NAME

DATE

### Assessment Task 1

Outcome 1: Explain kaitiakitanga in terms of how Māori interact with te taiao.

- 1.1 Explain kaitiakitanga in terms of the roles and responsibilities tangata whenua/ mana whenua undertake in protecting, caring, using and managing taonga in te taiao.



1.2 Identify and explain **three** other concepts relevant to kaitiakitanga.

Concepts may include: mana, rangatiratanga, whakapapa, manaakitanga, tapu and noa.

<b>Concept 1</b>
<b>Concept 2</b>
<b>Concept 3</b>

## Assessment Task 2

Outcome 2: Explain the use of tikanga Māori as part of exercising kaitiakitanga.

- 2.1 Explain the use of **three** tikanga Māori by tangata whenua/ mana whenua in carrying out roles and responsibilities under kaitiakitanga.


Tikanga Māori may include concepts and practices, including: whakapapa, tangata whenua, mana whenua, rāhui, taunaha whenua, karakia, kōhatu mauri, taiāpure, mātaimai.

**Tikanga 1**

**Tikanga 2**

**Tikanga 3**

2.2 Explain the effects of local kaitiakitanga practices on local taonga of te taiao.



## References

## Notes

