



MĀORI QUALIFICATIONS SERVICES
NGĀ RATONGA TOHU MĀTAURANGA MĀORI

TĪKAROHIA TE MARAMA REALISE YOUR POTENTIAL

Assessment Support Material

TE ITI A TARANGA

Unit Standard 32183 (Version 1)

Demonstrate knowledge and expressions of wairuatanga

Kaupae 3 | Credits 5

Ingoa Name	<input type="text"/>
Kura School	<input type="text"/>
Kaiwhakawā Assessor	<input type="text"/>
NSN Number	<input type="text"/>

~ Pukapuka Aromatawai ā te Ākonga



NEW ZEALAND QUALIFICATIONS AUTHORITY
MANA TOHU MĀTAURANGA O AOTEAROA

QUALIFY

Tēnā koe

This is your assessment booklet for Tikanga unit standard **32183 Demonstrate knowledge and expressions of wairuatanga**.

This unit standard can be awarded with a Paetae/Achieved, Kaiaka/Merit, Kairangi/Excellence or Not Achieved/ Kore i whiwhi grade.

Evidence for Paetae/Achieved

The following components should be included in the ākongā responses:

- description of wairuatanga in terms of an atua Māori or an aspect of the taiao, and in accordance with ngā kōrero tuku iho,
- description of wairuatanga in relation to the basis of the teachings and/or beliefs of a hāhi Māori,
- an explanation of wairuatanga in accordance with a personal perspective,
- expressions of wairuatanga in relation to a connection with other people and in relation to an introspective personal connection.

Evidence for Kaiaka/Merit

The following components should be included in the ākongā responses:

- identifying the role of an atua and their domain, or wairua practices and the taiao,
- identifying the key events surrounding a hāhi Māori,
- describing wairuatanga in the belief system of another or others.

Evidence for Kairangi/Excellence

The following components should be included in the ākongā responses:

- identifying the whakapapa of an atua, or the whakapapa of chosen aspect of the taiao,
- describing the main characteristics of a hāhi Māori,
- describing wairuatanga within own belief system.

This assessment booklet contains Worksheets for you to complete the assessment tasks (Tūmahi). The worksheets are provided to assist you with gathering evidence to meet the requirements of the standard.

You are also required to provide a photo or video of the visual piece created for Tūmahi 2. Your kaiako will need to complete the attestation form and checklist and submit alongside your evidence for the purposes of moderation.

Please aim to do more than what is required in this booklet, as this will ensure you have covered everything you need to do.

Kia ora mai anō.

Assessment Criteria

There are TWO tūmahi (assessment tasks) that you must complete correctly to gain the credits for this unit standard. You are required to:


Ākonga are required to:



Read and research



Listen and answer questions



Research and present research to an audience



Prepare and present a speech



Compile and gather information

- Your kaiako will also discuss the length of time you have to complete these aromatawai.
- PLEASE remember to reference where you get your information from. Your kaiako will also discuss this with you.

Name

NSN #

Tūmahi 1 Worksheet

Outcome 1 - Demonstrate knowledge of wairuatanga


Assessment Task 1 – this tūmahi assess PC 1.1

Select an atua Māori OR an aspect of the taiao and describe what wairuatanga means to you in accordance with ngā kōrero tuku iho.


Range: Atua Māori may include, but are not limited to Ranginui, Papatūānuku, Tāne, Tūmataunga; demi-gods such as Māui, Tiki, Hine-te-iwaiwa, Māreikura, Whatukura; iwi/hapū specific atua.

An aspect of the taiao may include but is not limited to kaitiaki (ā-tangata, ā-marae, ā-whānau, ā-hapū, or ā-iwi), kararehe, rākau, ngahere, moana, awa, roto, maunga, kāinga, tūrangawaewae.

WAIRUATANGA – ATUA MĀORI



References



Assessment Task 2 – this tūmahi assesses PC 1.2

Describe wairuatanga in relation to the teachings and/or beliefs of a hāhi Māori.

Range: may include, but is not limited to Paimārire, Ringatū, Rātana.

WAIRUATANGA – HĀHI MĀORI

Assessment Task 3 – this tūmahi assesses PC 1.3

Explain a personal perspective of wairuatanga, ie what wairuatanga means to you.

WAIRUATANGA – A PERSONAL PERSPECTIVE

References

Tūmahi 2 Expressions

Outcome 2 - Demonstrate expressions of wairuatanga in accordance with tikanga.

Assessment Task 2 - This tūmahi assesses the evidence required for Outcome 2, P.C 2.1, 2.2

Present a visual piece to demonstrate your expressions of wairuatanga in accordance with tikanga. Your expressions must be demonstrated in relation to a connection with other people and in relation to an introspective, personal connection.

You must provide a written explanation to describe how wairuatanga is expressed through the visual piece you have created.

You can be as creative as you like for this tūmahi. Your visual piece may comprise of, but is not limited to the following:

- Mahi toi, whakairo, mahi rāranga,
- Waiata, haka, rotarota, other disciplines of te ao haka,
- Story board, digital presentation or compilation, short video, visual representation,
- A creative piece of your choosing.

ĀKONGA TO PROVIDE A PHOTO OR VIDEO OF THE VISUAL PIECE.

ĀKONGA TO PROVIDE A WRITTEN EXPLANATION OF HOW WAIRUATANGA IS EXPRESSED THROUGH THE VISUAL PIECE.

Tūmahi 2 ▶ Assessor Checklist

Present a visual piece to demonstrate your expressions of wairuatanga in accordance with tikanga. Your expressions must be demonstrated in relation to a connection with other people and in relation to an introspective, personal connection.

You must provide a written explanation to describe how wairuatanga is expressed through the visual piece you have created.

You can be as creative as you like for this tūmahi. Your visual piece may comprise of, but is not limited to the following:

- Mahi toi, whakairo, mahi rāranga,
- Waiata, haka, rotarota, other disciplines of te ao haka,
- Story board, digital presentation or compilation, short video, visual representation,
- A creative piece of your choosing.

		Assessor
Outcome 2 - Demonstrate expressions of wairuatanga in accordance with tikanga.		<i>Visual Evidence Sighted & Submitted</i>
	• Expressions of wairuatanga are demonstrated in accordance with tikanga.	
	• Expressions of wairuatanga are demonstrated in relation to a connection with other people.	
	• Expressions of wairuatanga are demonstrated in relation to an introspective, personal connection.	
	• A written explanation to describe how wairuatanga is expressed is provided.	
Comments:		
Assessor Name		Te Rā

Kaiako Assessment Schedule

Ākonga			
NSN			
Kaupapa	Tikanga - Tikanga Concepts	Level	
Standard Number Version	32183 Version 1	Credits	
Standard Title	Demonstrate knowledge and expressions of wairuatanga		

Paetae Achieved	Kaiaka Merit	Kairangi Excellent
Demonstrate knowledge and expressions of wairuatanga	Demonstrate in-depth knowledge of wairuatanga and demonstrate expressions of wairuatanga	Demonstrate comprehensive knowledge of wairuatanga and demonstrate expressions of wairuatanga

Tipako	Paearu Mahi	Paetae √	Kaiaka √	Kairangi √
Demonstrate knowledge of wairuatanga.	1.1 Wairuatanga is described in terms of an atua Māori or an aspect of the taiao, and in accordance with ngā kōrero tuku iho.			
	1.2 Wairuatanga is described in relation to the basis of the teachings and/or beliefs of a hāhi Māori.			
	1.3 Wairuatanga is explained in accordance with a personal perspective.			
Demonstrate expressions of wairuatanga in accordance with tikanga	2.1 Expressions of wairuatanga are demonstrated in relation to a connection with other people.			
	2.2 Expressions of wairuatanga are demonstrated in relation to an introspective, personal connection.			
Demonstrate in-depth knowledge of wairuatanga and demonstrate expressions of wairuatanga. <i>Identifying the role of an atua and their domain, or wairua practices and the taiao, identifying the key events surrounding a hāhi Māori and describing wairuatanga in the belief system of another or others.</i>				
Demonstrate comprehensive knowledge of wairuatanga and demonstrate expressions of wairuatanga. <i>Identifying the whakapapa of an atua, or the whakapapa of chosen aspect of the taiao, describing the main characteristics of a hāhi Māori and describing wairuatanga within own belief system.</i>				

Sufficiency Statement				
Paetae	All Paetae must be ticked			
Kaiaka	All Paetae and Kaiaka must be ticked			
Kairangi	All Paetae, Kaiaka and Kairangi must be ticked			
Circle Overall Grade	Kāore anō	Paetae	Kaiaka	Kairangi
Kaiako Signature			Date:	

