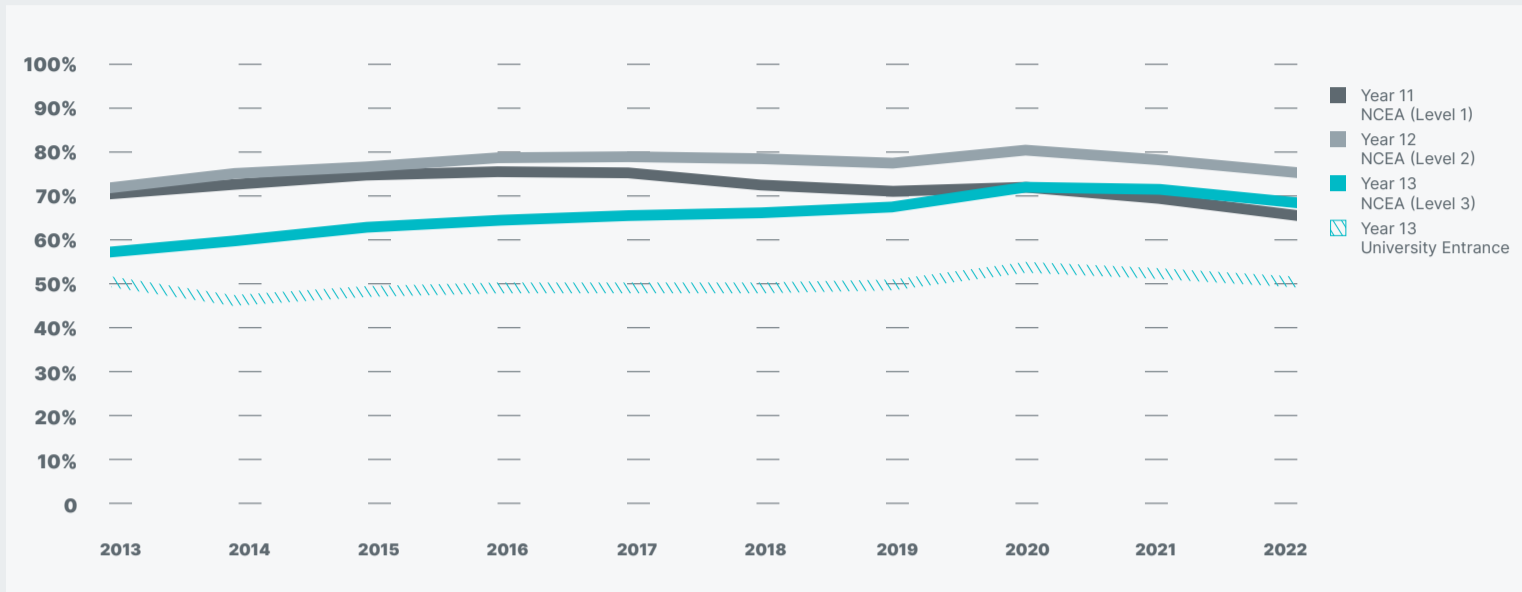


Attainment **BY THE NUMBERS 2022**

FOR NEW ZEALAND NATIONAL CERTIFICATE OF EDUCATIONAL ACHIEVEMENT (NCEA) AND UNIVERSITY ENTRANCE

Overall NCEA and University Entrance attainment



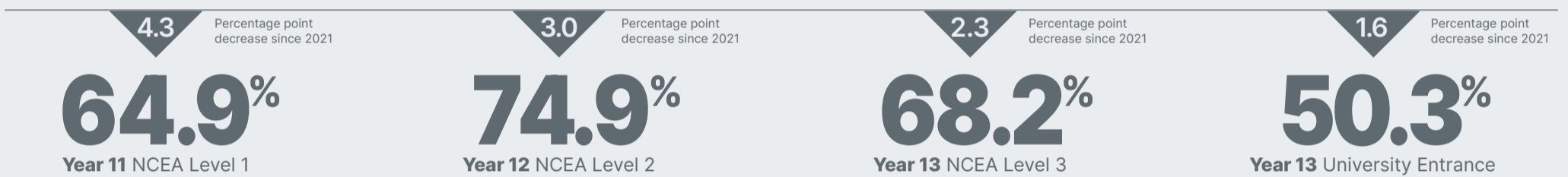
This shows a 10-year view of overall NCEA and University Entrance (UE) attainment – Year 11 Level 1, Year 12 Level 2, Year 13 Level 3 and Year 13 UE.

In 2020, 2021, and 2022, teaching, learning and assessment were disrupted by the COVID-19 pandemic. To recognise the disruptions, changes were made to the NCEA and University Entrance award criteria in these years. Caution should be exercised when comparing 2020 to 2022 attainment data with previous years.


New UE requirements came into effect in 2014 and accounts for the 2014 dip in UE attainment.

The measure of attainment used is enrolment-based. The reporting population includes all domestic students in Year 11 to 13 aged less than 19 years in the reporting year and who were enrolled at a secondary school for one day or more.

2022 overall national




Attainment rates by ethnicity



*Middle Eastern/Latin American/African

Tracked 2020 Year 11 cohort



This shows the highest NCEA attainment (including UE) at the end of 2022, for the 60,071 students who were in Year 11 in 2020. Students who have left New Zealand secondary schooling during the 2020-2022 period and those who take more than 3 years to complete a qualification are included. Students who participate in and complete other non-NZQCF assessments such as Accelerated Christian Education (ACE), International Baccalaureate (IB) or Cambridge Assessment International Education (CAIE) are included, but only their NCEA qualifications are included.

Approximately 1,500 students leave school with a non-NZQCF assessment, according to the Ministry of Education (based on 2022 figures).

Results by assessment standard type

Three categories of assessment standards can contribute towards the achievement of NCEA qualifications: externally assessed achievement standards, internally assessed achievement standards, and unit standards. This shows the proportion of results reported to NZQA by assessment standard type for levels 1, 2, and 3. The percentage point change over the last five years (since 2017) is also shown.

■ Unit standards
 ▨ Internally assessed achievement standards
 ■ Externally assessed achievement standards

