


A NEW ENROLMENT-BASED MEASURE OF NCEA ATTAINMENT

This flyer provides information about key changes to how NCEA and University Entrance attainment is measured.

COUNTING STUDENTS

OLD




1 JULY

ROLL NUMBER
1 JULY

Counts all students in year 11-13 enrolled on 1 July, including internationals.

Counts current year student attainment only.

NEW



2018



Counts any domestic student with a Ministry enrolment during the year.

Counts students against the Ministry enrolment school excluding Teen Parent Unit students, international and adult students.

Student attainment is matched to student enrolment records at the National Student Number (NSN) level, between NZQA and Ministry systems.

Schools can see which students are counted in the measure.

Counts student attainment cumulatively rather than current year only.



NEW NATIONAL LEVEL REPORTING



ENROLLING SCHOOL



Counts all domestic students who are enrolled for more than one day at school.



NEW SCHOOL LEVEL REPORTING



ENROLLING SCHOOL



Counts all domestic students who are enrolled at the school for 70 calendar days or more.

These students have had sufficient time to engage in an assessment programme.

KEY



DOMESTIC STUDENTS ATTAINING



INTERNATIONAL STUDENTS ATTAINING



DOMESTIC STUDENTS NOT ATTAINING

COUNTING ETHNICITY

SUMMARY


OLD



- MĀORI** ✓
- PACIFIC PEOPLES**
- EUROPEAN**

Counts only 1 ethnicity.
Ethnicity is prioritised in the following order: Māori, European, Pacific Peoples, Asian, Middle Eastern/Latin American/ African, Other.

NEW



- MĀORI** ✓
- PACIFIC PEOPLES** ✓
- EUROPEAN** ✓

Counts up to 3 ethnicities the student identifies with.

SUMMARY OF KEY CHANGES

The new measure:

- counts all domestic students in Years 11 – 13 students (aged less than 19 years on 1 January).
- counts students against the Ministry enrolment school enrolled at any time during the year excluding Teen Parent Unit, international and adult students. These are reported separately.
- counts student attainment cumulatively rather than current year only.
- includes every student with a Ministry enrolment of one day or more at the national level.
- counts up to 3 ethnicities students identify with as recommended by Statistics NZ.

REASONS FOR THE CHANGE

There is now one measure of attainment, so it is simpler and reduces confusion. Having two measures – roll-based and participation-based – added complexity.

Our ethnicity reporting now aligns with the approach recommended by Statistics New Zealand.

We can now show who is counted at a school level.

BENEFITS OF THE CHANGE

- more clarity for schools about who is included and excluded in the measure, and the reason.
- easy access to data about the groups making up school student populations, e.g. Internationals, Alternative Education, Teen Parent Unit students.
- the ability for schools to drill down to show a detailed student list.

KEY

