

## Mood board 1: my clients identity



## Mood board 2: types of hoodies



### About my mood board 1 & 2

My mum grew up in a family of 4 kids (including her) She is 45 and a mum of 3 kids, me and my two sisters. We live in XXXX. She loves bees and watching the sunset at the beach with me and my younger sisters. She grew up with a family of three sisters. I'm not fully sure if she is half Samoan because my dad is Samoan.

Mood board 2 is full of different types of hoodies like

- Cropped
- knitted
- normal
- Zip ups
- Extra long hoodies

And those combined to e.g. cropped zip up  
There are lots of different hoodies to fit everyone and their personality. I personally like wearing cropped hoodies for my dancing so it's not too hot and I wear them to look nice but mostly I like wearing oversized hoodies. There are negatives and positives to all hoodies as well.

## Interview: why is this person important to me and The Authentic purpose

My mum is important to me because she takes care of me and is always there when I need her she is so strong and she does everything she can to take care of me and my sisters. She is also working so hard at her new job so I want to make a hoodie for her to keep her warm at work on cold days.

### Problem

She doesn't have much hoodies to keep her warm for work

### Authentic purpose

I wish to create a hoodie for my mum to keep her warm on cold days when she is at work. My mum loves bees and the colours green and yellow. Her birthday was on Anzac day so i might give it to her as a Christmas present.

### specifications

- Yellow and green colours
- Bees, flowers
- A zip (easy to remove at work)
- Fluffy fabric inside (to keep her warm)
- Hood (to keep her head warm)
- Cord for the hood
- A little over sized
- Ribbing
- Big warm Pockets

## Measurements and special features

bust	66.5cm
Hips	46.5cm
waist	40cm
Shoulder and arm	64cm
Center back	64cm

### Special features

- String in hood
- Big hood
- Small bee (screen printed)
- Ribbing
- Fluffy inside
- yellow

### Testing

- Test the fabric (warmth)
- Different zips (if adding)
- Stretch and how long it can last
- Shrinkage
- Colour fastness

I will be using an XL or L but make it a little bigger for comfort wearing this and adjust the pattern if needed hoodie because my mum wants an oversized hoodie.

### Ideate

- An oversized hoodie to keep her warm/Fluffy fabric to keep her warm
- A zip up hoodie so It's easy to take off
- Pockets for stuff she needs to carry around with her
- A big hood for her head to keep it warm

## The design process

### Empathy

My Mum is working at XXXXX now so I want to make a hoodie for her to keep warm on cold days

### Problem

She doesn't have much hoodies to keep her warm for work

### Ideate

- An oversized hoodie to keep her warm/Fluffy fabric to keep her warm
- A zip up hoodie so It's easy to take off
- Pockets for stuff she needs to carry around with her
- A big hood for her head to keep it warm

### Testing

- Test the fabric (warmth)
- Different zips (if adding)
- Stretch and how long it can last
- Shrinkage
- Colour fastness

## Hoodie fabrics



### Jersey knit 100% cotton

The jersey fabric is very thin and would be very cold in the situation we are making the hoodie for. But it would make a perfect summer hoodie.

### Sweat shirting 65% polyester 35% cotton

The sweat shirting fabric is soft and warm on one side and smooth on the other. You have more options of what applied design to do because you can do screen printing on the smooth side. The polyester gives strength and the cotton gives warmth and softness.



### Polar fleece 100% polyester

Polar fleece is a thick fabric that's fluffy on both sides. It is very warm and soft great for a hoodie but you have less choices of applied designs because you won't be able to do a screen print on the fluffy fleece but it would be suitable for embroidery or applique.



## Fabric choice

The sweat shirting fabric is soft and warm on one side and smooth on the other. You have more options of what applied design to do because you can do screen printing on the smooth side. The polyester gives strength and the cotton gives warmth and softness. I chose to use the sweat shirting fabric because it's warm because of the fibre, and I think the smooth side will give a nice finished look when it's done. I also chose this fabric because the polar fleece is really thick and would be hard to work with at times. And there is a bigger variation of applied design ideas I can look forward to do on the hoodie. My client chose this fabric because it's light weight and feels super comfy.




65% polyester 35% cotton

## Shrinkage test


The shrinkage test is to wash the chosen fabric and see if it shrinks. I did one hot and one cold to see if they would shrink and made sure to cut them accurately 10 x 10 so it would be easy to see if they shrink.

After hot and cold results they are the same they are still 10 by 10. So it is a non-shrinking hoodie fabric perfect to be washed.







## Testing the different stitches



**Evaluation:** 2+2 is small and strong doesn't stretch well though. 3+3 is the perfect stitch for a hoodie because its strong and stretchy. 4+4 is stretchy but could break after a few washes.  
**Selected stitch:** The selected stitch is 3+3 because its strong and stretchy



**Evaluation:** 2+2 is very strong and a great stitch and will be very stable. 3+3 is stable and also strong when you pull on it and has a bit more stretch than 2+2



**Evaluation:** The overlock is very strong and is perfect to make any stitch stronger

**Selected stitch:** is the over lock on the hoodie because it can stretch with the fabric and can make the stitch your making stronger

## design ideas (screenprint) and applied designs

These were design ideas I show my client and she wanted to see them on the 4 concepts to see what they would look like to make her chose but she loved the bee and the idea of flowers on the hoodie. She did think the flowers were a little boring. I think I'm going to do screen printing cause I think it would be easier if she chooses the bee and she also wanted it. The other applied designs to choose from was embroidery and Applique. Embroidery is hand sewing in lots of different ways. My client disliked the look of the embroidery but did like how creative you can be with the design and colors. Applique is when you cut out a piece of fabric and hand or machine sew it to a garment. My client loved this idea and she choose it before the screen print.



## Screen printing

For the Applied design I decided to go with screen printing because it would have a nice effect with the fabric and it is fast and easy and cute.

The results from the screen printing were great we did testing on white woven fabric and then made little changes for the testing on hoodie fabric then fixing some little things like another line you can see in the photos onto the real hoodie and it turned out great.



## 4 Concepts

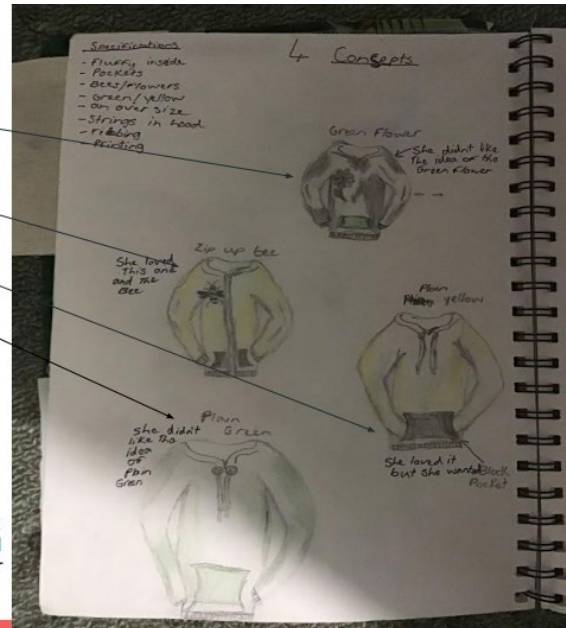
- Black hoodie with green flower
- Yellow with bee
- Plain yellow
- Plain green

### specifications

- Yellow, green
- Bees, flowers
- A zip (easy to remove at work)
- Fluffy fabric inside (to keep her warm)
- Hood (to keep her head warm)
- Cord for the hood
- A little over size
- Ribbing
- Big warm Pockets

### Feedback

My client loved them all but she thought the plain yellow and green were a bit to plain. She also didn't like the idea of the black with a green flower although she loved the flower idea. She loved the yellow with the bee because she said it brings out her love for bees and the colour yellow



This is the finished product of the hoodie. We did decide not to go with a zip but it still works perfectly. This photo was taken at XXXXX garden which is where my mum works. This product is suitable for my client it has warmth, it's a little oversized and has a bee that she loved. I chose this bee design to represent my clients love of bees and the garden. This chosen fabric was the type of fabric that I could do a screen printing on.

- A zip (easy to remove at work)
- Fluffy fabric inside (to keep her warm)
- Hood (to keep her head warm)
- Cord for the hood
- A little over size
- Ribbing
- Big warm Pockets

Except for the zip to make a fast and easy to put on hoodie, I would say it meets the specifications very well. The big hood, yellow, bee print, warmth, drawstring in hood and ribbing are all a success.



## Finished product