



Low angle




High angle



close up



extreme close up



profile



3/4



over the shoulder



Looking away


Page 1 Mixed media

Annotations:- I used the colour turquoise as its the colour of the ocean in the Cook Islands which is where I'm from. It's also a colour of nature. I also put in a image of a river to support the theme of water. I used a bubble wrapper to get the texture of a river because coconut trees usually grow in tropical places. The coconut trees are added into this artwork as you can see at my head, I have added patterns cultural Cook Island, Samoan patterns, showing this artwork is also based on my culture.



Kuni Sirani

Collage 2: Geometric Collage




Annotations: I have used two images for this collage. The first image (base) is an image of the sunset in Rarotonga at the beach. I chose this image as its the landscape of the place I was born. The second image, (which I have placed on top, and cut out some of the diamonds to make image 1 visible), is a photo of my brother, cousin and me. I find myself very family orientated which is why I chose this photo with my family in it.

Collage 3: Digital Sgraffito

Annotation:

This collage, I first used oil pastels to colour in my chosen background of a river in Taupo (which was ~~every~~ very fun experience). I then used black paint to cover it. After doing 1 coat of paint, I used a hairdryer to dry the paint to go in with a second layer. I then used an art tool to scratch away the black paint to form my image of me and my sister. I used this photo of me and my sister as my sister is very important to me. I then scratched the outside of me and my sister to make my background visible.



Collage 4: Symmetry

Annotations: In this collage, I used a photo of myself as main photo. I also used a sunset in Rarotonga as that's where I was born. I also put in a flower head as that's what we wear in Cook Islands. The same as the pink flower and shell necklace. And for my last image I used, is my mum dancing in Cook Island culture. My mum is my favourite dancer.



Public Space/Public Narrative.



image 1

Public Space/Private Narrative.



image 2

Private Space/Private Narrative.



image 3

Private Space/Public Narrative.



image 4

switch

Annotations:

- for image 2 even though the artwork is located in a public space, allowing everyone to see it. The artwork is of the man having a private interaction with the birds. Therefore having a private narrative.
- for image 4, the picture is in a private space (in the girls bedroom). it is also a private narrative because the image is of a girl in her room by herself.

What do you think is meant by Public AND private narrative?:

I learnt that artworks can have different meanings whether its a public or private narrative. For example, artwork 2 is painted in a public space but the picture is of a man having a private interaction with the bird meaning it has a private narrative. In image 1 it ~~has~~ is it is a public narrative because the image is painted of a public area where everyone can be.



Public Space/Private Narrative.



Private Space/Private Narrative.



Private Space/Public Narrative.



Public Space/Public Narrative.



Task 4: Planning

THEME:

- * Theme means the central topic or message of something.
- * A theme binds the content together / people, places, objects.

THEME NARRATIVE

Clive

outcome:

Painted 'Double exposure' Combining person & place.

Rarotonga

Aitutahi

Samoa



Clive, New Zealand



Rarotonga, Cook Islands



Samoa




Aitutahi, Cook Island

MY NARRATIVE:

I've chosen Aitutahi, which is one of the 15 islands in the Cook Islands. The Cook Islands is where I was born and Aitutahi is one of my highlights from my childhood. Although this is a public space as everyone is able to visit and see Aitutahi, it has a private narrative as I have a personal connection with this island.


I might combine my artwork with Aitutahi using its nature symbolizing a memory about the island. Aitutahi's landscape and nature is most important to me, with its beautiful turquoise lagoon and white sand beaches. This island holds very special memories which is also the reason why I want to choose this island.



ESTABLISHED PRACTICE



- * Artist model
- Black and white portraits.
- Coloured landscape
- Have one eye visible
- Maybe have ~~one~~ the water flowing out of face.
- Tree branches growing past face.
- The artist for this portrait is Beau Frank. He is an oil painter based out of Big Sur, California.



Things to change:

- * Change into a black and white portrait to let the landscape colours pop out.
- * Make coconut tree a bit smaller

SKETCHES:



- * Changes
- Switched eyes
- Removed coconut trees.



Eye



Mouth



Landscape



Smooth



Dry Brush



Thick

