

No part of the candidate's evidence in this exemplar material may be presented in an external assessment for the purpose of gaining an NZQA qualification or award.



Mana Tohu Mātauranga o Aotearoa
New Zealand Qualifications Authority

Review of Achievement Standards (RAS) Exemplar

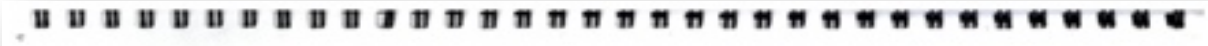
Level 1 Visual Arts

Achievement Standard 91914

**Explore Visual Arts processes and conventions
to inform own art making**

Achievement

TOTAL: A





Art class



Bedroom



Paraga / Prati amu



Game room

Play - ground





??



Lino.



for this work I got a piece of new lino and sketched my idea from my book and with a few adjustments put it onto the lino with light pencil. After going with the design I asked for approval and got some carving tools, what I chose to put on my lino was one of the mountains 'Matukutureia' and my taonga which my koro carved for me with beef bone. Carving this was pretty hard and I failed the first time with doing all of the textures but I carved it a bit better second time and got a nice background but think I could've done the mountain a bit better. Next time I would do a better sketch and carve it a lot more.




This is a copy of my good print that I photocopied to put in here.

Designs for paper:

Mon 29/8/22

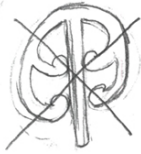
-maybe a fern? lol



These are some designs I did for my Brown paper page.



the look for these are mostly māori inspired.



This page was something we all made to put onto our board. It's made with the prints I drew and put on with black ink and a cut out picture of matukutewea photo-copied onto the paper.



print plates page:

15th. 9. 22



-The design for this was going for a kōwhaiwhai border look but I changed a bit of it due to my style and can't draw what I see.



-this design was my best friends necklace that I drew because I'm not that creative and needed a design.



-and this one is a māori symbol with karus coming in from around it.

This is Matakutereia one of the volcanic cones in Auckland and being the birthplace for Ngāti te āta's founding ancestor.




-this is a koru design that I did meaning new life, growth, strength and peace.




16.9.22

painting page



1st:
Quick drawing
of my other
sketch for my
first painting.



2nd:

2nd is
a Swiss
on my farm
where I hang
out with my
cousins and
friends covered
by trees.



this is the
watercolour
painting I did
for my special
place with the
mountain in the
glass.
I used greens,
grey, black, blue,
red & orange.

23.9.22

7/10


U

Reflection type page thingy

During this whole process it's been hard to keep up with all of this work like the printmaking, sketching, planning and writing. With also drawing up designs and stuff being hard as well.

I think the writing is the most difficult to do, and the painting bit was not easy but it was helpful in learning more about techniques and tips.

Bigger Painting



planning painting:

in this painting I put my māori flag in the background behind the mountain with my taonga and pattern designs that I did

Achievement Exemplar 2022

Subject	Visual Arts	Standard	91914	Total score	A
Grade score	Annotation				
A	<p>This portfolio meets the criteria for the Achievement grade range, fulfilling the criteria by:</p> <ul style="list-style-type: none"> • Evidence of a variety of options for further development, experimental sequences of pencil compositions, printmaking with two different methods and some investigation into a larger painting composition. • Each of the sequences being informed by the selected theme of place, identity, and belonging. • The opening page which helps to establish a range of motifs which form links between the works. • Evidence in the final page of a plan for a resolved work, demonstrating the candidate's ability to generate further options by incorporating previous elements, such as the kōwhaiwhai design (developed in the cardboard print) alongside the fishhook and maunga (from the first page of the work). <p>In order to reach Merit, the candidate would have to have produced a range of options for the final painting, allowing them to reform previous ideas. Alternatively, a more sustained sequence of experimentation in the printmaking, allowing them to refine the material process, could have brought this submission into the Merit range, such as printing onto a painted surface, or varying the thickness and colour of ink used.</p>				