

To be completed by candidate:

NSN

(e.g.) 123456789

School Code

(e.g.) 123

1

This assessment is based on a now-expired version of the achievement standard and may not accurately reflect the content and practice of external assessments developed for 2025 onwards.



Mana Tohu Mātauranga o Aotearoa
New Zealand Qualifications Authority

Level 1 Digital Technologies 2024

92007 Design a digital technologies outcome

Credits: Five

Achievement	Achievement with Merit	Achievement with Excellence
Design a digital technologies outcome.	Refine a design for a digital technologies outcome.	Evaluate a design for a digital technologies outcome.

Enter your National Student Number (NSN) and School Code into the space above.

Make sure you have any screenshots you plan to use in the report.

Complete ALL report prompts in this booklet.

You should aim to write no more than **1200 words** in total.

Your answers should be presented in 12pt Verdana font, within the expanding text boxes. Apart from your prepared screenshots, your answers may include only information you produce during this assessment session. Internet access is not permitted.

Save your finished work as a PDF file, as instructed by your teacher.

By saving your work at the end of the assessment session, you are declaring that this work is your own. NZQA may sample your work to ensure this is the case.

INSTRUCTIONS

This assignment requires you to prepare a report in which you discuss the design for a digital technologies outcome you have completed this year.

You should support your answers with a minimum of five images that you have prepared (JPG or PNG).

Your set of images should include:


- at least one image showing your final design; if the final design has multiple pages, such as a website /brochure or app, then more than one image is recommended; a collage may be created
- at least one image showing your design ideas
- at least one image showing examples of refining your design
- at least one image showing how feedback was used to improve your design
- at least one image of your design that you chose to use to support your description of manaakitanga (kindness and respect for others) or kaitiakitanga (protecting and looking after the environment).

Read all report prompts before you begin.

REPORT

Describe a design for a digital technologies outcome you have worked on this year.


- (a) (i) Insert a screenshot(s) of your final design.



- (ii) Your design is intended to meet a need or opportunity. Describe this need or opportunity.



- (iii) List the potential user(s) of your digital technologies outcome and describe some of their specific requirements.



- (iv) Describe how you used the principles of manaakitanga (kindness and respect for others) OR kaitiakitanga (protecting and looking after the environment) in your design process. Use specific examples.




(v) Insert **two or more** screenshots to illustrate how your ideas developed throughout the design process.

Screenshots	Description of progress demonstrated by the screenshots


Refining your design

It is important to use whakawhiti kōrero (feedback) to improve a design. Provide TWO specific examples where feedback led to significant improvements in your design. Add screenshots to support your answers.

(b) Example (1)



Example (2)



Evaluating your final design

Screenshots can assist in illustrating this evaluation.

- (c) (i) Explain how decisions made throughout the design process helped improve the selected design for its intended use.

- (ii) In part (a) (ii) you identified a need or opportunity, and the potential users and their requirements. Explain how your final design meets the identified needs or opportunities of the potential users.