



Te Ao Haka Internal Assessment Insights 2023

Insights and observations from external moderation of internal standards

Reporting on the Standards

| | |
|------------|------------------|
| Te Ao Haka | Internal Std 1.1 |
| Level 1 | 91976 |

91976: Demonstrate understanding of key features of Te Ao Haka

Performance Overview:

This achievement standard involves demonstrating understanding of five key features (wiri, takahi, pūkana, and two others) of Te Ao Haka as a written piece, oral presentation, or performance. The standard requires ideas to be developed and structured and language features used appropriate to the selected audience and purpose.

Grades:

Evidence that was moderated as **Achieved** generally included:

- selecting five key features of Te Ao Haka, including wiri, takahi, pūkana and two others.
- demonstrating these key features.
- identifying what makes these distinctive.
- annotated visual information.
- oral presentation.
- physical demonstration accompanied by verbal or written explanation.
- written information.
- digital formats.
- audio and visual recordings.
- demonstration and consistency of key features were performed and maintained at the national standard.

Evidence that was moderated as **Achieved with Merit** generally included:

- explaining the whakapapa of key features, including their history and development, and how their development contributes to their distinctiveness.
- demonstration and consistency of key features were performed and maintained with expression at the national standard throughout the item.

Evidence that was moderated as **Achieved with Excellence** generally included:

- discussing iwi, hapū, or rohe variation in key features.
- examining why this variation occurs.

Where grades were changed in moderation, further evidence required in-depth explanation of the key features, whakapapa, iwi, hapū variations.



Te Ao Haka Internal Assessment Insights 2023

Insights and observations from external moderation of internal standards

Summary




- Date report created: **Tuesday 16 January 2024.**
- Total number of students samples moderated: **142**
- Total number of assessor grades agreed by NZQA moderators: **111**
- Percentage moderation agreement rate at the level of grade: **78**
- Percentage moderation agreement rate at the level of credit: **92**

Agreement rate for individual grades

The tables show the number of grades awarded by assessors at Not Achieved, Merit and Excellence levels for work moderated by NZQA. This data does not come from a random sample of all the work assessed. Grades other than N A M E have been ignored.

Key

The total column indicates the total number of NAME grades submitted by assessors.

-  shows the number of cases where the moderator agreed with the assessor.
-  shows the number of cases where the moderator gave a grade lower than the assessor.
-  shows the number of cases where the moderator gave a grade higher than the assessor.

Assessor grade: N

| N | A | M | E | Total | % Moderation Agreement Rate |
|---|---|---|---|-------|-----------------------------|
| 6 | 1 | 0 | 0 | 7 | 86 |

Assessor grade: A

| N | A | M | E | Total | % Moderation Agreement Rate |
|---|----|---|---|-------|-----------------------------|
| 5 | 51 | 0 | 0 | 56 | 91 |

Assessor grade: M

| N | A | M | E | Total | % Moderation Agreement Rate |
|---|---|----|---|-------|-----------------------------|
| 5 | 9 | 38 | 0 | 52 | 73 |

Assessor grade: E

| N | A | M | E | Total | % Moderation Agreement Rate |
|---|---|---|----|-------|-----------------------------|
| 1 | 2 | 8 | 16 | 27 | 59 |

Grade Distributions

| | N | A | M | E |
|-----------|-------|-------|-------|-------|
| Assessor | 4.9% | 39.4% | 36.6% | 19.0% |
| Moderator | 12.0% | 44.4% | 32.4% | 11.3% |



Te Ao Haka Internal Assessment Insights 2023

Insights and observations from external moderation of internal standards

Reporting on the Standards

| | |
|-----------------------|------------------|
| Te Ao Haka Level 1 | Internal Std 1.2 |
| | 91977 |

91977: Perform an item from a Te Ao Haka discipline.

Performance Overview:

This achievement standard involves demonstrating one item from any one discipline from start to end. The standard requires consistent engagement is shown by maintaining energy levels, clarity of voice, synchronicity and flow of actions throughout the performance. For this Standard, students will need to demonstrate their learning about the key skills of performance. The performance of a chosen discipline helps to assess students' engagement with the foundations and origins of Te Ao Haka

Grades:

Evidence that was moderated as **Achieved** generally included:

- demonstrating one item from any one discipline from start to end.
- demonstration and consistency of key features were performed and maintained at the national standard.

Evidence that was moderated as **Achieved with Merit** generally included:

- demonstrating consistent engagement for the duration of the performance.
- conveying the style of the discipline through the performance, inclusive of iwi, hapū, or rohe variation.

Evidence that was moderated as **Achieved with Excellence** generally included:

- executing a performance capable of engaging an audience.
- embodying the style of the discipline through the performance.

Where grades were changed in moderation, further evidence of students' engagement within a discipline, the consistency of key features, maintaining energy levels, clarity of voice, synchronicity and flow of actions throughout the performance.



Te Ao Haka Internal Assessment Insights 2023

Insights and observations from external moderation of internal standards

Summary




- Date report created: **Tuesday 16 January 2024.**
- Total number of students samples moderated: **117**
- Total number of assessor grades agreed by NZQA moderators: **108**
- Percentage moderation agreement rate at the level of grade: **92**
- Percentage moderation agreement rate at the level of credit: **95**

Agreement rate for individual grades

The tables show the number of grades awarded by assessors at Not Achieved, Merit and Excellence levels for work moderated by NZQA. This data does not come from a random sample of all the work assessed. Grades other than N A M E have been ignored.

Key

The total column indicates the total number of NAME grades submitted by assessors.

-  shows the number of cases where the moderator agreed with the assessor.
-  shows the number of cases where the moderator gave a grade lower than the assessor.
-  shows the number of cases where the moderator gave a grade higher than the assessor.

Assessor grade: N

| N | A | M | E | Total | % Moderation Agreement Rate |
|---|---|---|---|-------|-----------------------------|
| 3 | 1 | 0 | 0 | 4 | 75 |

Assessor grade: A

| N | A | M | E | Total | % Moderation Agreement Rate |
|---|----|---|---|-------|-----------------------------|
| 3 | 24 | 0 | 1 | 28 | 86 |

Assessor grade: M

| N | A | M | E | Total | % Moderation Agreement Rate |
|---|---|----|---|-------|-----------------------------|
| 1 | 1 | 16 | 1 | 19 | 84 |

Assessor grade: E

| N | A | M | E | Total | % Moderation Agreement Rate |
|---|---|---|----|-------|-----------------------------|
| 1 | 0 | 0 | 65 | 66 | 98 |

Grade Distributions

| | N | A | M | E |
|-----------|------|-------|-------|-------|
| Assessor | 3.4% | 23.9% | 16.2% | 56.4% |
| Moderator | 6.8% | 22.2% | 13.7% | 57.3% |