



Te Ao Haka Internal Assessment Insights 2023

Insights and observations from external moderation of internal standards

Reporting on the Standards

Te Ao Haka Level 3	Internal Std 3.1 91984
-----------------------	---------------------------

91984: Reflect on a personal learning journey in a discipline of Te Ao Haka

Performance Overview:

This achievement standard requires that students will understand their perspective as an observer of performance and contribute their own knowledge and whakaaro, which has developed over time, to the art form. Students also have the opportunity to reflect upon their journey and advocate for te ao Māori through Te Ao Haka, in understanding how tikanga makes Te Ao Haka uniquely Māori.

Grades:

Evidence that was moderated as **Achieved** generally included:

- exploring the development of skills within a discipline.
- providing examples of how and when that learning occurred.

Evidence that was moderated as **Achieved with Merit** generally included:

- identifying key learning moments and their impact on personal practice of Te Ao Haka
- making suggestions on what could have been done differently.

Evidence that was moderated as **Achieved with Excellence** generally included:

- examining the life skills developed through the study of the discipline.
- explaining why the personal learning journey is being represented through the chosen discipline.
- connecting the personal learning journey in this discipline to the wider context of the study of Te Ao Haka.

Where grades were changed in moderation, further evidence of students required to demonstrate the development of their personal skills and unpacking their personal journey within the discipline.



Te Ao Haka Internal Assessment Insights 2023

Insights and observations from external moderation of internal standards

Summary

- Date report created: **Tuesday 16 January 2024.**
- Total number of students samples moderated: **78**
- Total number of assessor grades agreed by NZQA moderators: **77**
- Percentage moderation agreement rate at the level of grade: **99**
- Percentage moderation agreement rate at the level of credit: **100**

Agreement rate for individual grades

The tables show the number of grades awarded by assessors at Not Achieved, Merit and Excellence levels for work moderated by NZQA. This data does not come from a random sample of all the work assessed. Grades other than N A M E have been ignored.

Key

The total column indicates the total number of NAME grades submitted by assessors.

- ■ shows the number of cases where the moderator agreed with the assessor.
- ■ shows the number of cases where the moderator gave a grade lower than the assessor.
- ■ shows the number of cases where the moderator gave a grade higher than the assessor.

Assessor grade: N

N	A	M	E	Total	% Moderation Agreement Rate
4	0	0	0	4	100

Assessor grade: A

N	A	M	E	Total	% Moderation Agreement Rate
0	9	0	0	9	100

Assessor grade: M

N	A	M	E	Total	% Moderation Agreement Rate
0	0	32	1	33	97

Assessor grade: E

N	A	M	E	Total	% Moderation Agreement Rate
0	0	0	32	32	100

Grade Distributions

	N	A	M	E
Assessor	5.1%	11.5%	42.3%	41.0%
Moderator	5.1%	11.5%	41.0%	42.3%



Te Ao Haka Internal Assessment Insights 2023

Insights and observations from external moderation of internal standards

Reporting on the Standards

Te Ao Haka Level 3	Internal Std 3.2 91985
-----------------------	---------------------------

91985: Perform three categories within a discipline of Te Ao Haka

Performance Overview:

This achievement standard requires the student to perform three categories within the discipline of Te Ao Haka. Performance needs to communicate and express three categories by making the differences between the categories clear through precise execution and by conveying the kaupapa with appropriate expression.

Grades:

Evidence that was moderated as **Achieved** generally included:

- performing three categories within the same discipline.
- making the differences between the categories clear through precise execution.
- the demonstration of the understanding of purpose and audience by performing appropriate expression and meaning.
- expression relevant to the selected purpose of the categories.
- the accurate use of performance conventions with no mistakes.

Evidence that was moderated as **Achieved with Merit** generally included:

- conveying the kaupapa of the three categories through the performance.
- giving meaning to each category through appropriate expression.
- performance that demonstrated a discerning understanding of purpose and audience through the discriminating selection, development, and integration of ideas.
- the convincing use of language features and structures to create consistency of meaning and effect and to sustain interest.
- performance with a clear and recognisable purpose and audience, evident without a statement of intent.

Evidence that was moderated as **Achieved with Excellence** generally included:

- performance which demonstrated an increasingly sophisticated understanding of audience and purpose by conveying the kaupapa of the three categories with meaning and appropriate expression.

Where grades were changed in moderation, further evidence of students required to demonstrate storytelling artistry and proficiency with the purpose of engaging an audience.



Te Ao Haka Internal Assessment Insights 2023

Insights and observations from external moderation of internal standards

Summary




- Date report created: **Tuesday 16 January 2024.**
- Total number of students samples moderated: **55**
- Total number of assessor grades agreed by NZQA moderators: **48**
- Percentage moderation agreement rate at the level of grade: **87**
- Percentage moderation agreement rate at the level of credit: **98**

Agreement rate for individual grades

The tables show the number of grades awarded by assessors at Not Achieved, Merit and Excellence levels for work moderated by NZQA. This data does not come from a random sample of all the work assessed. Grades other than N A M E have been ignored.

Key

The total column indicates the total number of NAME grades submitted by assessors.

-  shows the number of cases where the moderator agreed with the assessor.
-  shows the number of cases where the moderator gave a grade lower than the assessor.
-  shows the number of cases where the moderator gave a grade higher than the assessor.

Assessor grade: N

N	A	M	E	Total	% Moderation Agreement Rate
2	0	0	0	2	100

Assessor grade: A

N	A	M	E	Total	% Moderation Agreement Rate
1	6	0	0	7	86

Assessor grade: M

N	A	M	E	Total	% Moderation Agreement Rate
0	4	12	1	17	71

Assessor grade: E

N	A	M	E	Total	% Moderation Agreement Rate
0	1	0	28	29	97

Grade Distributions

	N	A	M	E
Assessor	3.6%	12.7%	30.9%	52.7%
Moderator	5.5%	20.0%	21.8%	52.7%