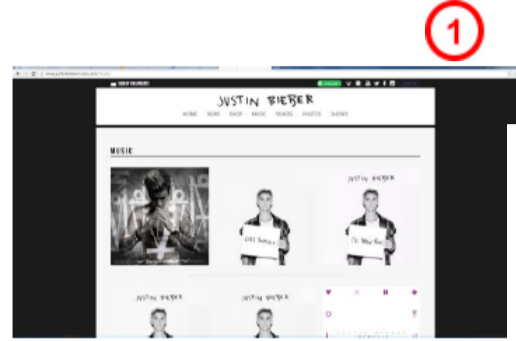
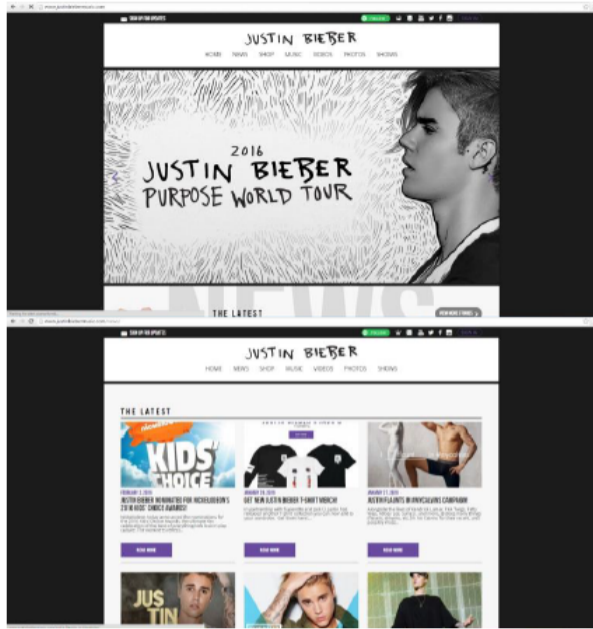
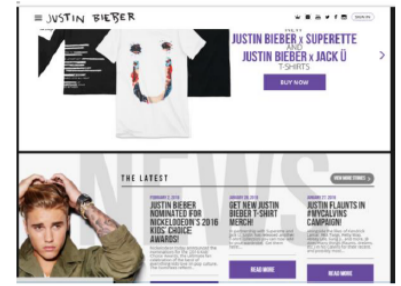


Website 2

Justin Bieber is a very successful singer who has a site about his music that has news on his new songs, albums and upcoming events



Frames- This website has been split into different sections as you can see on the screenshot on the right it has some of his merchandise in one section and latest news in the other section



Buttons-The website has buttons that link you to other parts of his website, this is shown on the screenshot to the right



Hotspots- The slideshow on the homepage is a hotspot that links you to other parts of the site

Interactive features-It has some interactive features that link to his social media and spotify where you can stream his music



Theme-The layout of this website has the information spread out well and is easy to read, the title is a strong font that shows what kind of music the artist is about, the title also contrast very well with the black background.

	Plus	Minus	Implication for your design
eminem.com	The website has a simple and easy to read layout, the font is easily readable and the text colour has nice contrast with the background, the positioning of the images is exquisite.	The website doesn't have a strong logo, although the website is appealing to the audience i find that it has a lack of bright colours like green and orange that would capture the audience's attention.	I quite like the idea of using buttons at the top of the page to easily access other parts of the website this makes it more user friendly so more people would visit the site.
justinbieber music.com	The layout of the website has the information spread out evenly throughout the page making it easy to read. The slideshow helps give the users a feel for what the website is about.	The website doesn't have an eye capturing background that draws in an audience and makes them want to have a look at everything on the website.	I like the idea of having a slideshow on the homepage that can link to other parts of the page and show the audience all the content of the website, so they can easily access what they want to find.
wethebeststore.com (official site of Dj Khaled)	The website has a strong logo that puts an image into the audience's head of something to remember the site by and make it stick out from sites that have a low quality logo.	The website has a very basic theme which can make the audience think that it is a low quality site so they may not trust it or may not want to buy stuff off it because it doesn't seem to be reliable	I like how the website has a very strong logo that helps promote the artist and his music, the logo can help put a strong image in the audience's mind that they will remember him by.

Conclusion

In my design I will:

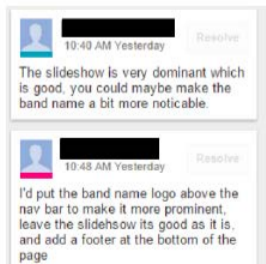

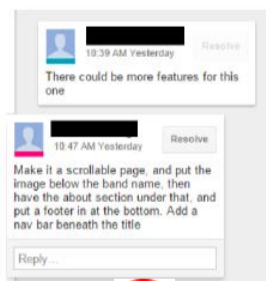
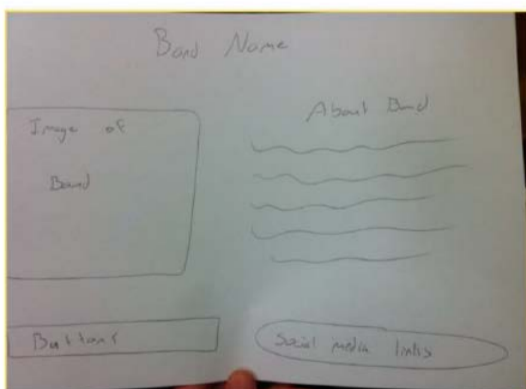
- > use a strong logo
- > have contrast with the logo and background
- > have a spread out layout
- > use buttons
- > use interactive features
- > use hotspots
- > have a slideshow

Further research

Some ideas from research I have done that will be used in my design are:

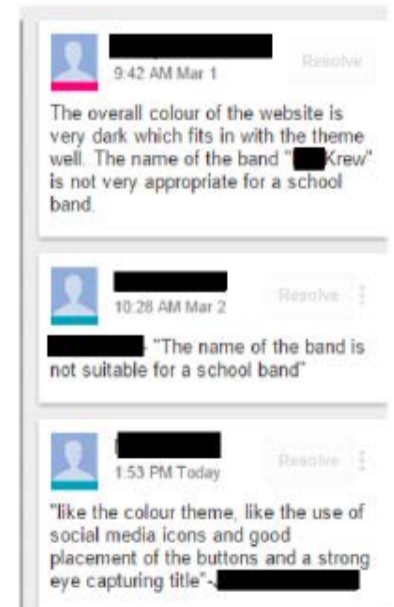
- > table of contents at the top of the page
- > functionality
- > website usability
- > user friendly
- > easy to read text
- > quality images
- > simplicity
- > use colour schemes
- > consistent layout
- > multiple browser compatibility

Links to the websites I have used for this research are included below/
https://www.youtube.com/watch?v=t14MwuWH_ts
<https://www.spritzweb.com/resources/good-website-characteristics.html>



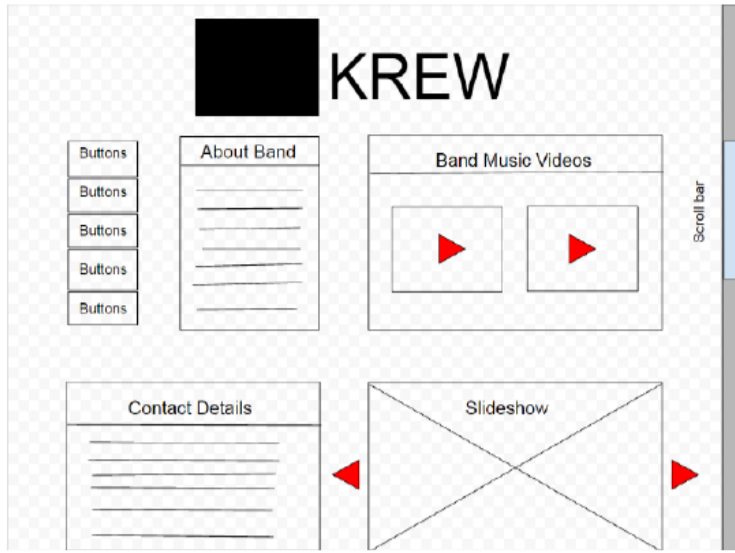
I will use the stakeholder feedback from these designs to make my final mockup, some of the stakeholder ideas i will use will be adding a scrollbar and adding a footer

Stakeholder feedback



Digital Wireframes

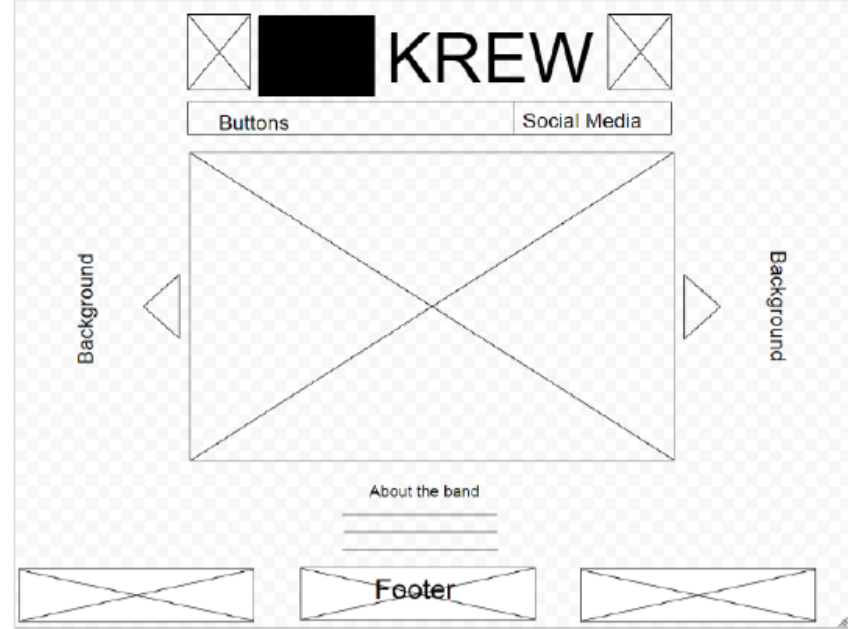
Wireframe 1



Changes made to this design was to have a nav bar/buttons instead of another band title this useful feedback ideas have been implemented in this design.

5

Wireframe 2



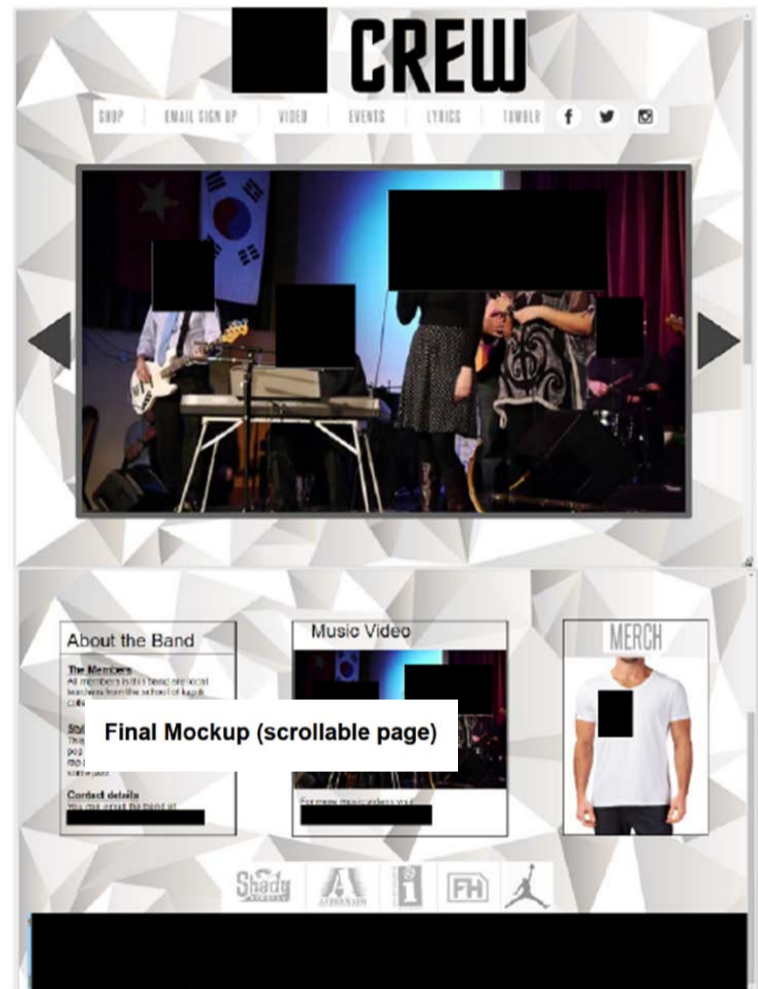
Changes made to this design were moving the social media icons/links to underneath the logo, and adding a footer to the page.

The stakeholder has decided that they like the layout of wire frame 2 as it makes the layout cleaner and easier to find links and other things on the website. I am now ready to show the stakeholder a picture of the website so they can see what it will look like of the website. The stakeholder has suggested that they would prefer a lightly coloured background so that the other parts of website stand out.

Final Design Annotation



6



For the final design I have added a scroll bar as was recommended in the stakeholder feedback, I have also added a footer, the name of the band has been changed from KREW to CREW because the stakeholders thought that the spelling wasn't appropriate for a school band.

7

<p>Function: What is its purpose? What does it have to do?</p>	<p>It has to provide information about the band and help promote and advertise it to the audience. And it should also show how good the school is</p>	<p>The final design meets the requirement by providing information about the band and by advertising the band and promotes the school and shows how good it is</p>	<p>Appearance: What do you want the webpage to look like? Will it have a theme? Does colour play an important role? Any important textures or techniques need to be used?</p>	<p>I want my website to have a contrasting colour theme that has colours relevant to the band's style of music. the web page will have a musical theme. it will have a suitable font size and suitable text colour</p>	<p>It meets the requirements by having a contrasting colour theme that that has colours relevant to the band's style of music , it also has a suitable font size and suitable text colour</p>
<p>Manufacture: What machines and software must be used to design a webpage? What drawings/communication will be needed during the process of this standard.</p>	<p>machines used will be a computer, software used will be mockingbird, gimp, google drawing and photoshop.</p>	<p>I used Mockingbird, Gimp and Google drawing</p>	<p>Durability: How long is it supposed to last? Does it need updating?</p>	<p>It is made to last a long amount of time it will need to be updated with new images, news and new iformation about the band.</p>	<p>It can be updated with new videos, music and information about the band (about the band division).</p>
<p>Materials: Will you need any particular software? What about training?</p>	<p>particular software that will be the most useful is gimp and mockingbird, you won't really need any training in these softwares because they are easy to use, if there is anything you don't know how to do on these programs you can easily find out how to by searching it up on google or youtube.</p>	<p>I used Gimp and mocking bird as I planned.</p>	<p>Social Environment What is your target markets age? will you have to think about this in the aspects of the design (age appropriate)? Will the site need to inform how to contact the organisation? Will the site use language in an appropriate style? Will the site have age appropriate images?</p>	<p>the target markets age is any age that is old enough to access a computer but mainly 13-16 because this is the age of students and caregivers, I will have to make sure it is suitable for older and younger generations as don't always like the same stuff, the design will be appropriate for all ages and will have no offensive material all images will be appropriate so that people of all ages can enjoy the webpage. The website will have links where you can contact the organisation.</p>	<p>This website meets the requirements by been suitable for any age group by having no offensive, vulgar or inappropriate content on the page so people of all ages can view it without feeling offended or having to view something inappropriate for their age, the page also meets the requirements by having links that you can contact the organisation via social media.</p>