

**2**

Based on the visual ideas I have gathered, some key elements that I would like to work with in my designs are

- elasticated waist bands
- Chunky buckles
- Buttons
- Cargo pockets vs slim pockets
- Statement zips


I would also like to design a variety of lengths of skirts to cater to the demands of everyone.

My colour palette is autumn inspired and generally more muted but still bold colour choices.

Skirt Inspiration

This initial design features a diagonal zip. this adds versatility in the sense that it is both aesthetic and functional.

**3** Another feature is the pockets which feature the same fabric colour as the opposite side which adds cohesiveness.



**1**

This skirt is a wrap around skirt which is draped over the figure and cinched in with a ribbon.

This adds further comfort as the tightness of the garment is increase and decrease able by the wearer. This also has the effect of reaching a larger size demographic without wasting more materials on creating more sizes, which is ultimately more sustainable.

**8** **3**

Fabrics with a wide variety of thickness will have to be sampled to see which gives the best draped affect.

One thing about this design which makes it less practical is that the flowiness could get caught in things while doing physical activities and the wrap around design doesn't allow for pockets. **8**

This initial design features an adjustable waist which is cinched in with ribbon. This allows the design to be more versatile in the sense that it can reach a larger size market.

The pockets are a visual feature instead of being sewn into the seams, they are more like cargo pockets with a button closure. This adds more practicality as more items are able to be carried.


The length of the skirt is very casual but may not necessarily be best suited for teenagers due to active lifestyles. **3**

This skirt is actually a set of shorts with belt loops and a panel which buttons in the front to give a skirt like appearance.

This adds versatility as it functions as a skirt but protects from chaffing and allows for more activities that a skirt usually accommodates.

To increase comfort, the back side of the belt loops could be elasticated. **3**

As this is a different style than what is currently popular in the target market, I need stakeholder feedback to determine how the market would react.


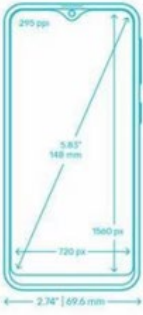




**5** I want to add inseam pockets with the interior fabric matching the alternate side to add contrast.

A key aspect that I want to make sure is done effectively in the design is that the pockets are big enough to hold my hands and phone without adding unnecessary bulk to my hips.

**8**

**4**

smaller scale




**Fitness for Purpose**  
Did I reach the criteria for my specifications of the design?  
Based on the following factors I believe that the answer is yes.

**Aesthetics.**  
The skirt features the intentional **stylistic** design choice of asymmetric design lines. This was chosen to compliment and contrast the linear fabric. The intersecting visual lines allows the wearer to feel like the skirt is simultaneously professional and sleek while also being fun and **appropriate for the age demographic**. A coloured zip adds contrast with the design and creates visual flair which is an essential part of modern teenage fashion.

**Function.**  
The purposeful inclusion of deep functional pockets which have the ability to hold both a phone and hands at the same time allows the design to be more wearable for the average busy person. This is because the practicality of the design allows them to have no them what is required without having to carry around extra (and unnecessary) bags.

**8**



This design is absolutely fit to be worn by any 15 to 19 year old who prioritises the versatility and practicality of their clothing choices.  
I had multiple 15 - 19 year old members of stakeholder feedback, including [redacted] describe my final design as something they would "purchase in a store". As [redacted] is a 17 year old she fits within the target audience, confirming that I have achieved my goal of appealing to the age bracket of 15-19 year olds.


**7**

[redacted] informed me that the colour scheme worked well but the straight seam in the back breaks the rhythm created by the diagonal zip. To make sure the seam is neater I would consider using a stabiliser like paper.

**7**

[redacted] I believe that the back straight seam adds the perfect amount of symmetry to balance out the asymmetric front and the contrast in colours mesh really well but you should make sure to sew the bias with paper to prevent stretch and warping.

**6**



**7**