

← Small leaf

← giant leaf

Using natural resources as rubbings at Ngāti Toa.

Next time I'll use objects with an easier surface to capture detail through

← fluffy stick

Stick ↓

Flower ↓

← Bark

PROCESSES
Using natural resources found laying around at Ngāti Toa to capture rubbings. I placed the object under the paper, grabbed a black crayon, I then laid the crayon flat & started rubbing hard enough for detail to show. This is how my rubbings were created.

DE TAII

Cross Hatching
Leaf



PROCESSES-CROSS HATCHING

To create these, I needed to choose 1 or 2 items at Ngāti Toa. I was allowed to outline in pencil, then go over with pen. I used cross hatching to capture shadow & contrast. This is how they were created.

Negative Space
Leaf




These objects were found either laying around (nature), or is still in use (the post).

PROCESSES-NEGATIVE SPACE

To create this, I needed to choose 1 or 2 items at Ngāti Toa. Firstly, I needed to outline my objects & leave the inside blank to create negative space. I then shaded the background a little to further intensify the negativity. This is how they were created.



Post




Flower

NGĀTI TOA PHOTOS



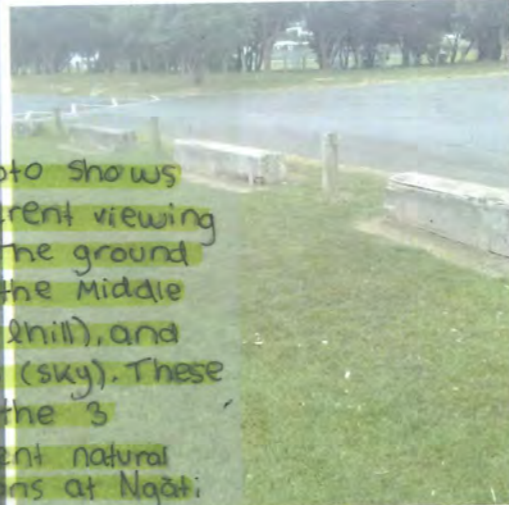
This photo shows the rough texture of tree bark. This photo provides clear bright lighting, dull colouring, and the detail is distinctly visible.



This photo captures the convention "man-made". This is a navigation marker that indicates there is something hazardous underwater.



This photo shows 3 different viewing levels - the ground (rocks), the middle (water & hill), and the top (sky). These show the 3 different natural attractions at Ngāti Toa.



This photo captures the photography convention "one point perspective". The trees & fences lead us down the road & points us in one direction.

This photo shows a clear viewing perspective of a flower. The colouring is visible & the lighting is bright which provides detail.



This photo shows a close up view of a leaf. The details of this piece is visible due to clear lighting.



PROCESSES

Taking a range of photos using different conventions at Ngāti Toa.

I like the colouring of certain photos. Next time, I'd try to go during better weather to capture better lighting.

ROTORUA

THE

ROCK STANDING

IN THE

WATER

THE TOKA

TU MOANA

THE SEA

STANDING FIRM

A MA O M

A ROCK

HE TOKATU

WAI WAI WAI

TAIA

KO PAPA

LOURN

