




- Restricting necklace - made from wire - alliter to second bracelet.



- Idea of dream catcher like jewellery - wiring - beads.

IDEAS FROM THE INTERNET....

- Banding hanging theory of multi-fused beads.



- Feathering idea - hanging wire of feathers within wire.



- Derived idea of knitting wire from this photograph.



- Combination of leather, beads + wire - quite clear, intense + different to conventional jewellery.


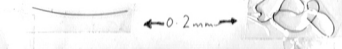
IDEA ONE FOR MAIN PART OF BRACELET 9/4/11



IDEA TWO FOR MAIN PART OF BRACELET 10/4/11



First attempt with 0.6mm wire - impossible to knit + manipulating into random pattern did not form solid form (as shown here)



Bracelet

Started final version of lead knitting with 0.2mm wire + eight different kinds of beads for more variety - beads threaded differently as well



Second range of beads:



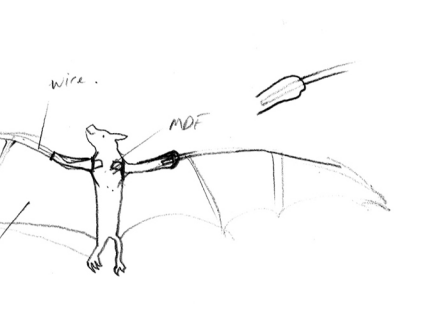


10/4/11

Blought 0.2mm wire for more flexible able to be knitted with four different mono-chromatic beads.


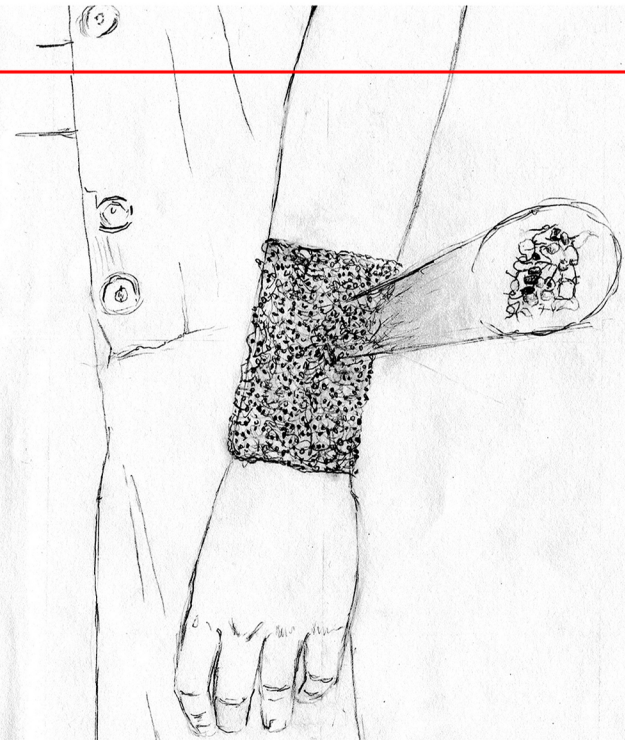
Started knitting 0.2mm wire with 3.25mm bamboo knitting needles - became practice - not enough range in bead work + dispersing of bead threading. Started again

First attempt at knitting bracelet

First range of beads:



1





# Second Bracelet On Body



LEFT HAND SIDE VIEW OF RING

2




FRONT ON VIEW OF CLASP BRACELET

3



RIGHT HAND SIDE VIEW OF CLASP BRACELET + HANGING BEADS



DETAILING OF RING - CLOSE UP VIEW OF VARIOUS PARTS OF KNITTED WIRE



SIDE VIEW OF CLASP BRACELET

# Full Body View




FRONT ON SHOWING ALL FOUR PIECES OF JEWELLERY



FRONT ON CLOSE UP VIEW OF BRACELET

4



RIGHT SIDE VIEW OF BRACELET



LEFT HAND SIDE VIEW OF NECKLACE

5



BIRDS EYE VIEW OF NECKLACE