

Student 3 Page 1: Low Merit



Intended for teacher use only

Possible approaches :) Sol lewitt;



2



WHAT I WOULD DO..

I would take a variety of photos representing my identity and put it in a book format like this artist has done because i think its a very good way to say "this is a book of my life or what makes me, me (my identity)"



3

Larry Sultan and Mike Mandel;



WHAT I WOULD DO..

I would like a mixture of photos symbolising my life then put them in a low bound just like these other have done because i think its a very good way of showing identity.

Internal Assessment Resource

Draft Standard 2.2: Use drawing to apply knowledge of conventions appropriate to photography

2.3: Develop ideas in a related series of drawings appropriate to established photography practice

Resource reference: Visual Arts: Photography 2.2/2.3/2.4

Resource title: Invented Images

Credits: 2/2/4

Due date: Friday 12 May 2011 (8 weeks of class time in total)

Context and Theme:

This Assessment Resource is written for a context of Photography and Invented Photography. As a class you will decide on a theme that all of you will produce work according to. Themes could include: a journey, landscapes, portraits, identity, etc.

Conditions:

This Assessment Resource will assess your ability to develop photographs, sketches in response to a theme. Your goals to use the conventions of drawing (arrangement of elements and properties relevant to photography) will be assessed against AS 2.2 and the achievement of your class will be assessed against AS 2.3.

Task 1: you will produce a selection of images in response to the theme. The purpose of this stage of development is to produce the visual material for later production. If you have completed the Approaches to Invented Images Assessment Resource for Adolescents your education could provide the starting point for these images.

Task 2: you will use a suite of evolving and further development of your ideas to create increasingly successful images.

Task 3: you will define and present their most successful images.

Resource requirements:

You will need access to a camera and digital printing facilities, along with a visual diary of some form in which to record the development of their ideas.

Michael Snow;



WHAT I WOULD DO..

I would do exactly the same thing as this artist but in the middle have me taking a photo then not to it. She have me in it but then put up a photo that represents me. Well, then add a photo for every square that's in the middle of the photo. So in the end there will be 3 other photos that have meaning and also have me in the photograph.

Duane Michals;



WHAT WOULD I DO..

I probably would do a photoshoot of my mates having a conversation and have different markers in each photo like the one in the top right hand corner because i think it would be a good way to show how most of my life is

Ni Haifeng;



WHAT I WOULD DO;

I really like the way he's done body art. On his model he's taken photos of it. I think its a real cool way to show/tell something. I would do the body art and but print or draw something that shows my identity on a part of someones body (:)

MY 6 ideas;

IDEA 1;



IDEA 2;



Student 3 Page 2: Low Merit



Intended for teacher use only

2 main ideas im going to photoshop.



What im going to do...
im going to create a digital image of the butterfly. I will use a variety of digital tools to create a detailed and colorful image. I will use a variety of digital tools to create a detailed and colorful image. I will use a variety of digital tools to create a detailed and colorful image.



IDEA 4:



What im going to do:
im going to create a digital image of a person. I will use a variety of digital tools to create a detailed and colorful image. I will use a variety of digital tools to create a detailed and colorful image. I will use a variety of digital tools to create a detailed and colorful image.




Another Photo sheet





WORK PRINTS for previous photoshop



Photoshop for idea 2. #1



Idea 1 work prints.



5

7

8

6

CRITIQUE;

CRITIQUE;
The student has shown a good understanding of the concept of a digital image. They have used a variety of digital tools to create a detailed and colorful image. They have also shown a good understanding of the concept of a digital image. They have used a variety of digital tools to create a detailed and colorful image. They have also shown a good understanding of the concept of a digital image. They have used a variety of digital tools to create a detailed and colorful image.