

NZQA Assessment Support Material

| | | | | | |
|----------------------|--|----------------|----------|----------------|----------|
| Unit standard | | 29303 | | | |
| Title | Demonstrate behaviours appropriate to different types of relationships (Supported Learning) | | | | |
| Level | 1 | Credits | 4 | Version | 1 |

STUDENT GUIDELINES

| CANDIDATE'S INFORMATION | |
|-------------------------|--|
| First and last name | |
| NSN number | |
| Date | |

INSTRUCTIONS FOR THE CANDIDATE

- 1. Do ALL parts of this assessment.**
- 2. Do this assessment by yourself.**
- 3. Ask your assessor if you need help to understand something better.**
- 4. Answer in a way that is easiest for you (e.g. iPad computer, cell phone, speaking to your helper, camera).**

CONDITIONS OF ASSESSMENT



- Part One of the assessment will be done with the assessor.
- Part Two of the assessment will be done by the candidate.
- The assessment will take place over a time set by the assessor.

Describe behaviours appropriate to different types of relationships and contexts (Supported Learning)



ASSESSMENT

Assessment Task

This assessment task has two parts. You will be asked to:

1

Think of people you know, describe the type of relationship you have with them, and describe how you behave when you are with them.





2

Show that you can behave appropriately with these people.


Part 1 Assessment



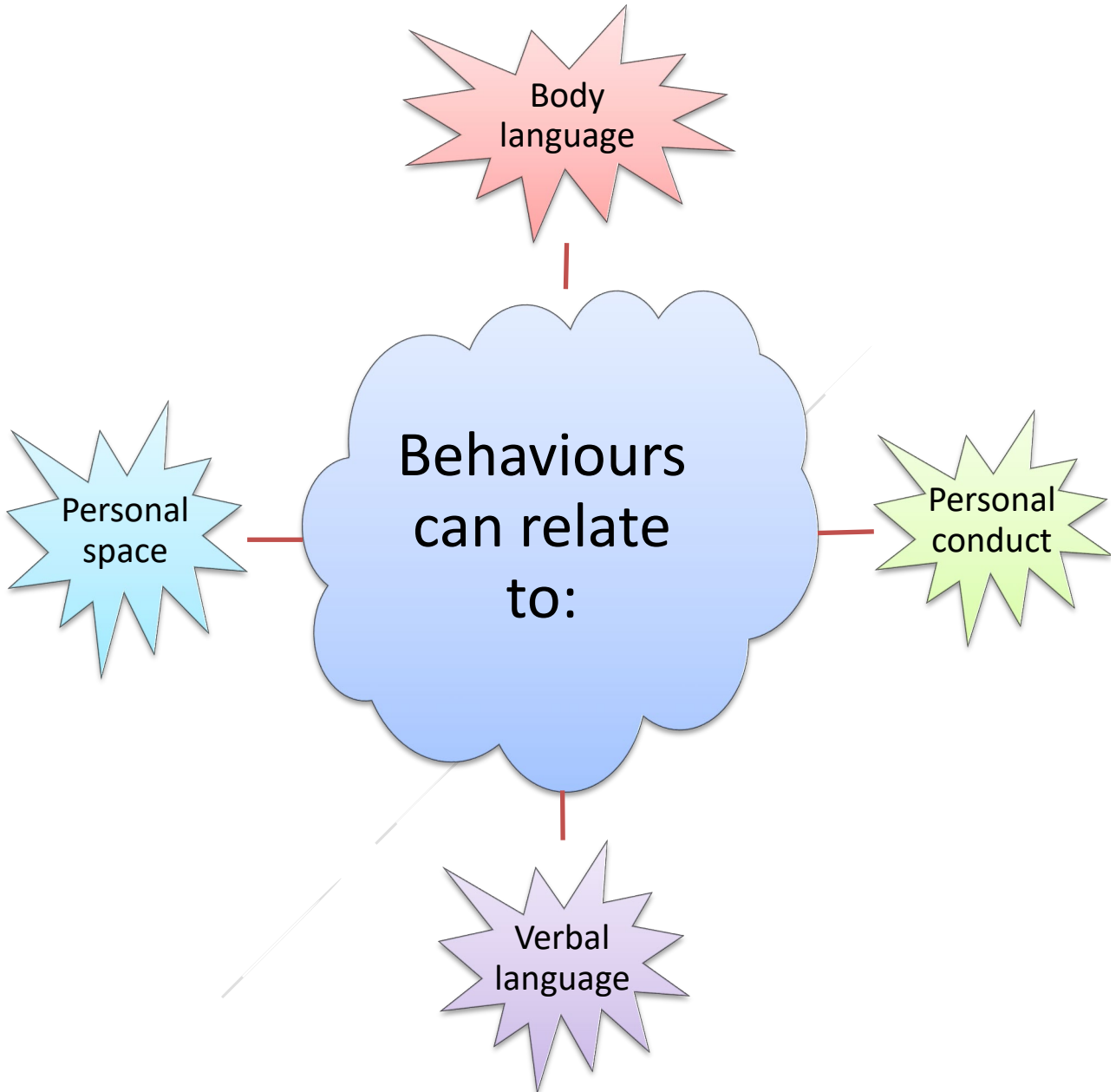
1a. Name **four** people you know. They can be from your circle of friends, family/whanau, work or school, or from your community.


| | |
|---|---|
| <p>Friends</p>  | <p>Family/whanau</p>  |
| <p>Work or school</p>  | <p>Community</p>  |

Describe your relationship and say what you do with them. Complete the table below.

| People I know | My relationship with them |
|---|---|
| <p>Example: Leon</p>  | <p><i>My boss at Countdown supermarket. He tells me how to do my job. I can go to him when I need time off.</i></p> |
| <p>1.</p> | |
| <p>2.</p> | |
| <p>3.</p> | |
| <p>4.</p> | |

1b. Describe the type of behaviour you use with the four people you know. You can use the diagram below to help you think of ideas.



| People I know | My behaviour with them |
|--|---|
| <p>Example: <i>Leon – my boss at Countdown</i></p>  | <p><i>I am very polite and respectful. I follow what he tells me to do at work.</i></p> |
| <p>1.</p> | |
| <p>2.</p> | |
| <p>3.</p> | |
| <p>4.</p> | |

Part 2 Assessment



For this part of the assessment, in the table below, you need to:

- Show how you behave appropriately when you are with four of the people you have identified in Part 1 of the assessment.
- Talk to your teacher about the best way to collect evidence of your conversation.

For example, you could:


- ✚ video and/or take a photograph of the conversation with the person,
- ✚ get a testimony from the person who you have the relationship with, or
- ✚ get your assessor to watch you talk to the person.

Step 1: Decide on the reason for meeting e.g. to make plans for an outing; to go shopping; play cards.



Step 2: Prepare for this activity. Decide on a time and a place to meet with the person you have chosen. Invite this person to meet.

Step 3: Meet this person and complete the activity you have chosen. Remember to collect evidence of your interaction.

| Activity | Completed by: | Comments on candidate performance |
|---|---|---|
| <p>Example: I asked Leon for some time off work to go to the doctor.</p>  | <p>Evidence: Assessor contacted Leon for proof of the meeting.</p> <p>Verified by: Anne Smith (Teacher aide)</p> <p>Date: 10/05/18</p> | <p>To be completed by the assessor.</p> <p>Johnny approached Leon when he was in his office and had the information, he needed to show Leon to ask for some time off to go to the doctor. Johnny was polite and used eye contact when making his request.</p> |

| Activity | Completed by: | Comments on candidate performance |
|----------|---|-----------------------------------|
| 1. | Evidence: Verified by: Date: | |
| 2. | Evidence: Verified by: Date: | |
| 3. | Evidence: Verified by: Date: | |
| 4. | Evidence: Verified by: Date: | |

To be completed by assessor:

| | | | |
|--|--|-----------------------|--|
| Overall Performance Outcome: Achieved <input type="checkbox"/> Not Achieved <input type="checkbox"/> | | | |
| Assessor's Attestation: I confirm the following: <ul style="list-style-type: none">• the learner has adequacy of knowledge and performance• the assessment complied with relevant health and safety, and legislative requirements• the learner's likely repeatable competence in the future. | | | |
| Name: | | Signature: | |
| Date: | | Position Held: | |